

SPAG7 antibody

Catalog Number: 115535

Product name

SPAG7 antibody

Specificity

human, mouse, rat; other species not tested.

Antibody description

SPAG7 Rabbit Polyclonal antibody. Positive WB detected in mouse ovary tissue, mouse brain tissue, mouse skeletal muscle tissue. Positive IHC detected in human colon cancer. Observed molecular weight by Western-blot: 31kd

Preparation

This antibody was obtained by immunization of SPAG7 recombinant protein (Accession Number: NM_004890). Purification method: Antigen affinity purified.

Formulation

PBS with 0.02% sodium azide and 50% glycerol pH 7.3.

Storage

Store at -20°C. DO NOT ALIQUOT

Clonality

Polyclonal

Ig Type

Rabbit IgG

Applications

ELISA, WB, IHC


Dilutions

Recommended Dilution:

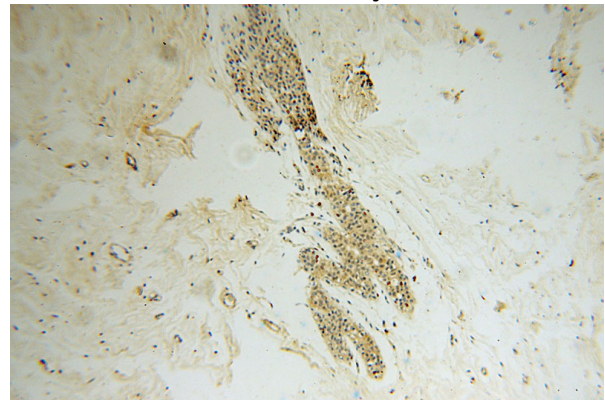
WB: 1:500-1:5000

IHC: 1:20-1:200

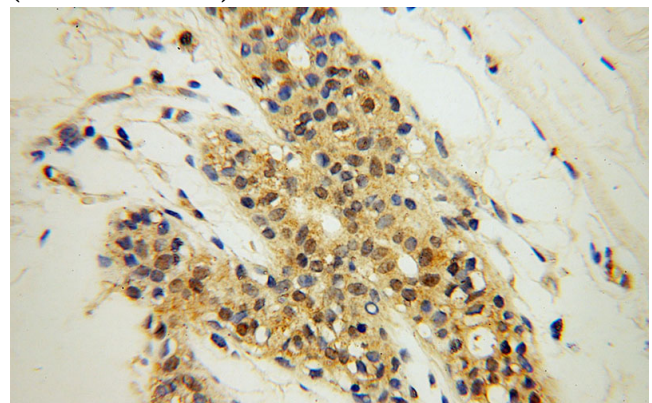
Validations



mouse ovary tissue were subjected to SDS PAGE followed by western blot with Catalog No:115535(SPAG7 antibody) at dilution of 1:1000



Immunohistochemical of paraffin-embedded human colon cancer using Catalog No:115535(SPAG7 antibody) at dilution of 1:50 (under 10x lens)



Immunohistochemical of paraffin-embedded human colon cancer using Catalog

SPAG7 antibody



Catalog Number: 115535

No:115535(SPAG7 antibody) at dilution of 1:50 (under 40x lens)