

Anti-HSP70 (1D9) Mouse antibody



Catalog Number: 168135

Product name

Anti-HSP70 (1D9) Mouse antibody

Specificity

Human, Mouse, Rat

Antibody description

HSP70 (1D9) Mouse monoclonal antibody

Preparation

Antigen: Synthetic Peptide of HSP70

Formulation

PBS, pH 7.4, containing 0.02% sodium azide as Preservative and 50% Glycerol.

Storage

Store at 4°C short term. Store at -20°C long term. Avoid freeze / thaw cycle.

Clonality

Monoclonal

Ig Type

Mouse IgG1

Applications

WB, IHC-P, ICC/IF

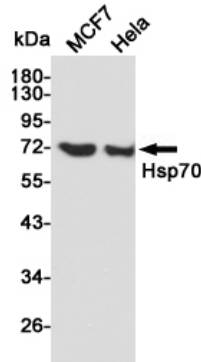
Dilutions

WB: 1/1000-2000

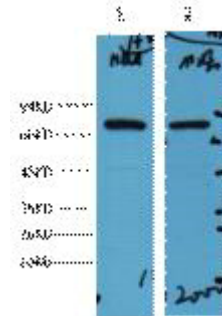
IF: 1/100-200

IHC: 1/50-300

Validations

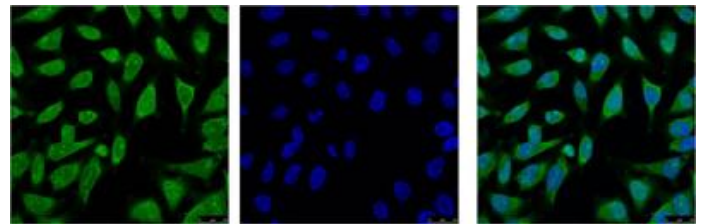


Western blot detection of Hsp70 in MCF7 and HeLa cell lysates using Hsp70 mouse mAb (1:1000 diluted). Predicted band size: 70kDa. Observed band

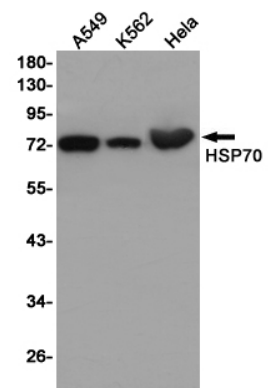


size: 70kDa.

Western blot analysis of 1) HeLa, 2) Mouse Brain, diluted at 1:2000.



IF analysis of HeLa with antibody (Left) and DAPI



(Right) diluted at 1:100.

Western blot detection of HSP70 in A549, K562, HeLa cell lysates using HSP70 (1D9)

Anti-HSP70 (1D9) Mouse antibody



Catalog Number: 168135

Mouse mAb(1:1000 diluted).Predicted band

size:70KDa.Observed band size:70KDa.