

DYNC1I1 antibody

Catalog Number: 110135

Product name

DYNC1I1 antibody

Specificity

human, mouse, rat; other species not tested.

Antibody description

DYNC1I1 Rabbit Polyclonal antibody. Positive WB detected in mouse brain tissue. Positive IHC detected in human gliomas. Observed molecular weight by Western-blot: 71kd

Preparation

This antibody was obtained by immunization of DYNC1I1 recombinant protein (Accession Number: NM_001278421). Purification method: Antigen affinity purified.

Formulation

PBS with 0.02% sodium azide and 50% glycerol pH 7.3.

Storage

Store at -20°C. DO NOT ALIQUOT

Clonality

Polyclonal

Ig Type

Rabbit IgG

Applications

ELISA, WB, IHC


Dilutions

Recommended Dilution:

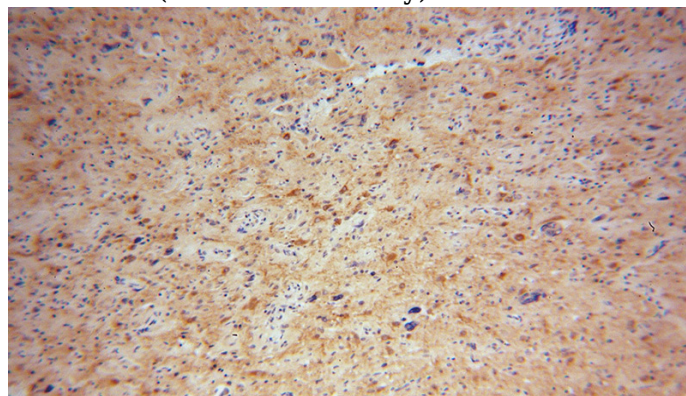
WB: 1:200-1:2000

IHC: 1:20-1:200

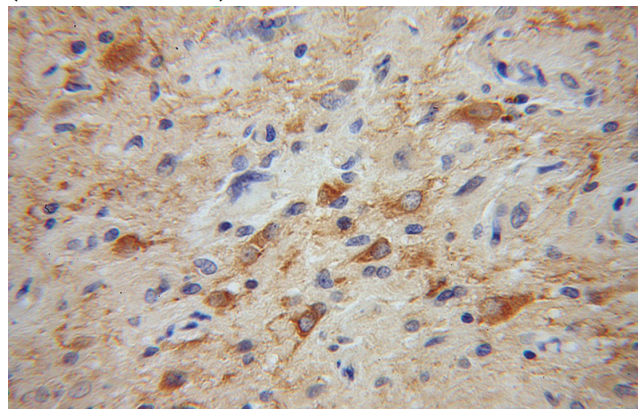
Validations



mouse brain tissue were subjected to SDS PAGE followed by western blot with Catalog No:110135(DYNC1I1 antibody) at dilution of 1:500



Immunohistochemical of paraffin-embedded human gliomas using Catalog No:110135(DYNC1I1 antibody) at dilution of 1:50 (under 10x lens)



Immunohistochemical of paraffin-embedded human gliomas using Catalog No:110135(DYNC1I1 antibody) at dilution of 1:50 (under 40x lens)