

Calpain 2 antibody



Catalog Number: 108835

Product name

Calpain 2 antibody

IHC: 1:20-1:200

IF: 1:10-1:100


Specificity

Human, Mouse, Rat; other species not tested.

Validations

Antibody description

Calpain 2 Rabbit Polyclonal antibody. Positive WB detected in Y79 cells, mouse brain tissue. Positive IF detected in HepG2 cells. Positive IHC detected in human colon cancer tissue, human liver cancer tissue. Observed molecular weight by Western-blot: 80kd



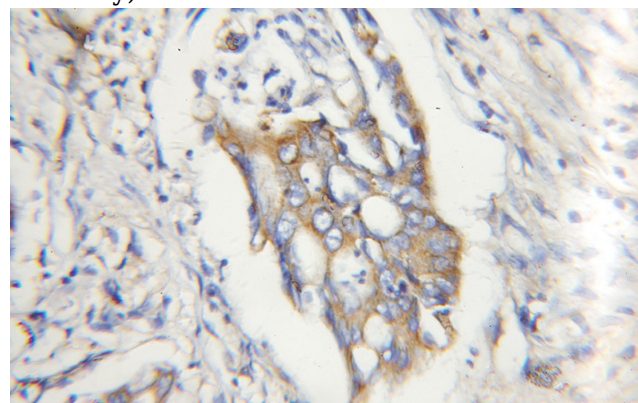
Preparation

This antibody was obtained by immunization of Calpain 2 recombinant protein (Accession Number: NM_001748). Purification method: Antigen affinity purified.

Y79 cells were subjected to SDS PAGE followed by western blot with Catalog No:108835(CAPN2 antibody) at dilution of 1:200

Formulation

PBS with 0.02% sodium azide and 50% glycerol pH 7.3.



Storage

Store at -20°C. DO NOT ALIQUOT

Clonality

Polyclonal

Immunohistochemical of paraffin-embedded human colon cancer using Catalog No:108835(CAPN2 antibody) at dilution of 1:50 (under 10x lens)

Ig Type

Rabbit IgG

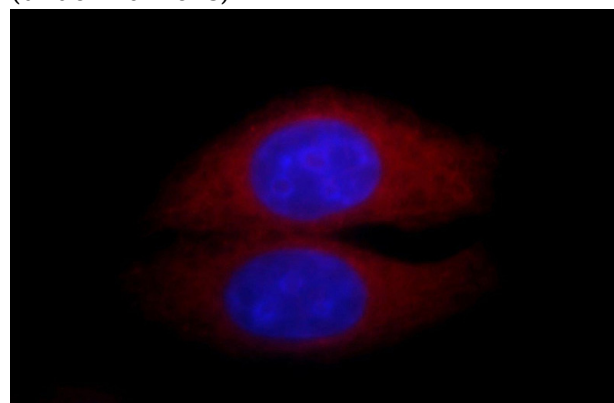
Applications

ELISA, WB, IHC, IF

Dilutions

Recommended Dilution:

WB: 1:200-1:2000



Immunofluorescent analysis of HepG2 cells, using

Calpain 2 antibody



Catalog Number: 108835

CAPN2 antibody Catalog No:108835 at 1:25
dilution and Rhodamine-labeled goat anti-rabbit

IgG (red). Blue pseudocolor = DAPI (fluorescent
DNA dye).