

# PRNP Polyclonal Antibody

Catalog Number: 163835

## Product name

PRNP Polyclonal Antibody

## Specificity

Human, Mouse, Rat

## Antibody description

Polyclonal antibody to PRNP

## Preparation

Antigen: Recombinant fusion protein containing a sequence corresponding to amino acids 23-230 of human PRNP (NP\_001073592.1).

## Formulation

PBS with 0.02% sodium azide, 50% glycerol, pH7.3.

## Storage

Store at -20°C. Avoid freeze / thaw cycles.

## Clonality

Polyclonal

## Ig Type

Rabbit IgG

## Applications

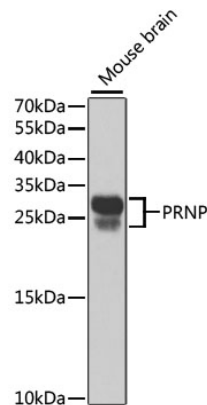
WB, IHC

## Dilutions

WB 1:500 - 1:2000

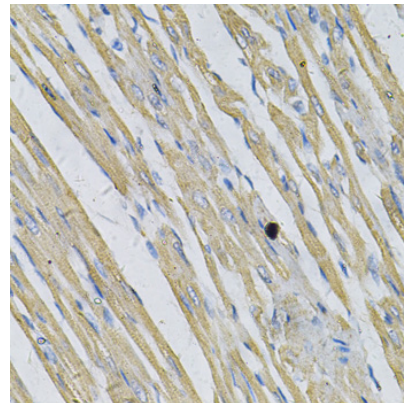
IHC 1:50 - 1:200

## Validations



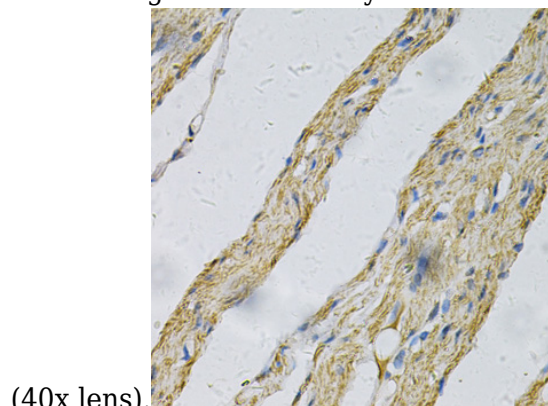
Western blot - PRNP Polyclonal Antibody

Western blot analysis of extracts of mouse brain, using PRNP antibody at 1:1000 dilution. Secondary antibody: HRP Goat Anti-Rabbit IgG (H+L) at 1:10000 dilution. Lysates/proteins: 25ug per lane. Blocking buffer: 3% nonfat dry milk in TBST. Detection: ECL Basic Kit. Exposure time: 5s.



Immunohistochemistry - PRNP Polyclonal Antibody

Immunohistochemistry of paraffin-embedded rat heart using PRNP Antibody at dilution of 1:100



(40x lens).

# PRNP Polyclonal Antibody



Catalog Number: 163835

---

Immunohistochemistry - PRNP Polyclonal Antibody

Immunohistochemistry of paraffin-embedded human smooth muscle using PRNP Antibody at dilution of 1:100 (40x lens).