

CD4 antibody

Catalog Number: 109035

Product name

CD4 antibody

IP: 1:200-1:2000

IHC: 1:50-1:500


Specificity

Human, Mouse; other species not tested.

Validations

Antibody description

CD4 Rabbit Polyclonal antibody. Positive IP detected in mouse spleen tissue. Positive WB detected in human spleen tissue. Positive IHC detected in human tonsillitis tissue. Observed molecular weight by Western-blot: 50-55 kDa



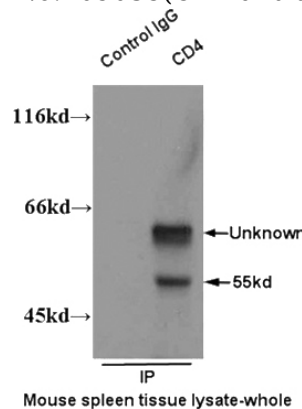
Preparation

This antibody was obtained by immunization of CD4 recombinant protein (Accession Number: NM_001382707). Purification method: Antigen affinity purified.

human spleen tissue were subjected to SDS PAGE followed by western blot with Catalog No:109035(CD4 antibody) at dilution of 1:300

Formulation

PBS with 0.1% sodium azide and 50% glycerol pH 7.3.



Storage

Store at -20°C. DO NOT ALIQUOT

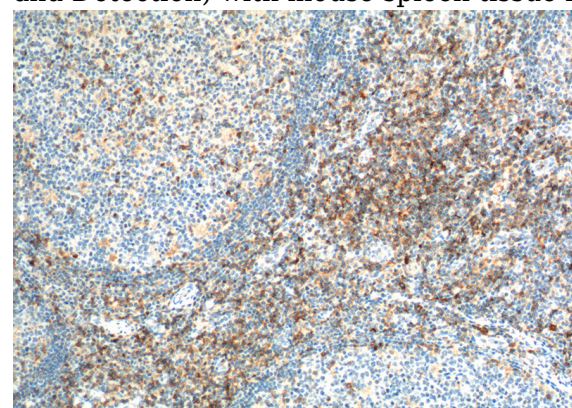
Clonality

Polyclonal

IP result of anti-CD4 (Catalog No:109035 for IP and Detection) with mouse spleen tissue lysate.

Ig Type

Rabbit IgG



Applications

ELISA, WB, IP, IHC

Dilutions

Recommended Dilution:

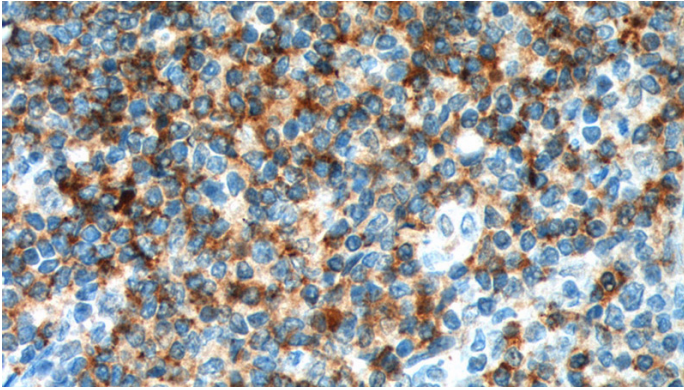
WB: 1:500-1:5000

Immunohistochemistry of paraffin-embedded human tonsillitis tissue slide using Catalog No:109035(CD4 Antibody) at dilution of 1:200

CD4 antibody

Catalog Number: 109035

(under 10x lens). heat mediated antigen retrieved with Tris-EDTA buffer(pH9).



Immunohistochemistry of paraffin-embedded human tonsillitis tissue slide using Catalog No:109035(CD4 Antibody) at dilution of 1:200 (under 40x lens). heat mediated antigen retrieved with Tris-EDTA buffer(pH9).