

# ST3GAL5 antibody



Catalog Number: 115625

## Product name

ST3GAL5 antibody

## Specificity

Human, Mouse, Rat; other species not tested.

## Antibody description

ST3GAL5 Rabbit Polyclonal antibody. Positive IHC detected in human skeletal muscle tissue. Positive WB detected in HEK-293 cells, HeLa cells, human placenta tissue, human testis tissue, Jurkat cells, K-562 cells. Observed molecular weight by Western-blot: 45-50kd

## Preparation

This antibody was obtained by immunization of ST3GAL5 recombinant protein (Accession Number: NM\_003896). Purification method: Antigen affinity purified.

## Formulation

PBS with 0.02% sodium azide and 50% glycerol pH 7.3.

## Storage

Store at -20°C. DO NOT ALIQUOT

## Clonality

Polyclonal

## Ig Type

Rabbit IgG

## Applications

ELISA, WB, IHC


## Dilutions

Recommended Dilution:

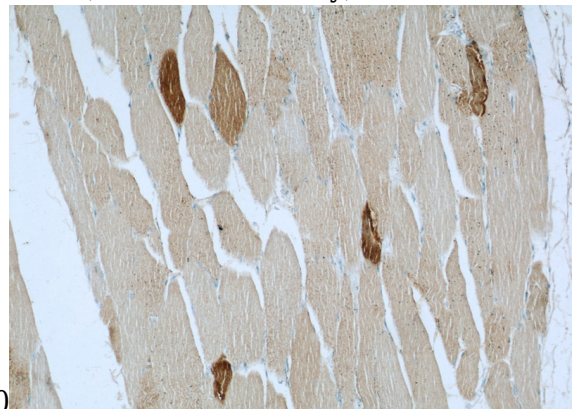
WB: 1:500-1:5000

IHC: 1:20-1:200

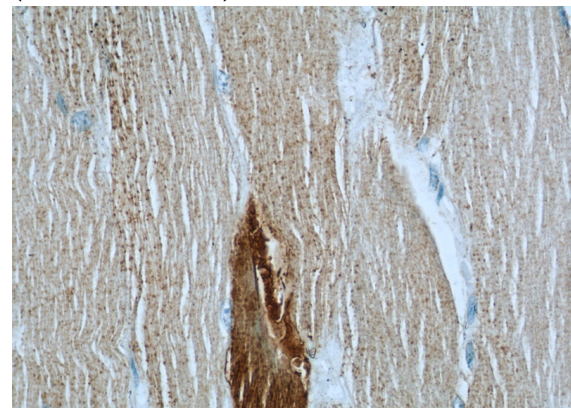
## Validations



HEK-293 cells were subjected to SDS PAGE followed by western blot with Catalog No:115625(ST3GAL5 antibody) at dilution of



1:500  
Immunohistochemical of paraffin-embedded human skeletal muscle using Catalog No:115625(ST3GAL5 antibody) at dilution of 1:50 (under 10x lens)



Immunohistochemical of paraffin-embedded human skeletal muscle using Catalog

# ST3GAL5 antibody



Catalog Number: 115625

---

No:115625(ST3GAL5 antibody) at dilution of 1:50 (under 40x lens)