

# PDK2 antibody

Catalog Number: 113625

## Product name

PDK2 antibody

Recommended Dilution:

WB: 1:500-1:5000

## Specificity

Human, Mouse, Rat; other species not tested.


IP: 1:200-1:2000

IHC: 1:20-1:200

## Antibody description

PDK2 Rabbit Polyclonal antibody. Positive WB detected in human heart tissue, HeLa cells, mouse skeletal muscle tissue, rat heart tissue. Positive IP detected in mouse skeletal muscle tissue. Positive IHC detected in human brain tissue, human heart tissue, human kidney tissue, human liver tissue, human placenta tissue, human skin tissue, human testis tissue. Observed molecular weight by Western-blot: 46 kDa

## Validations



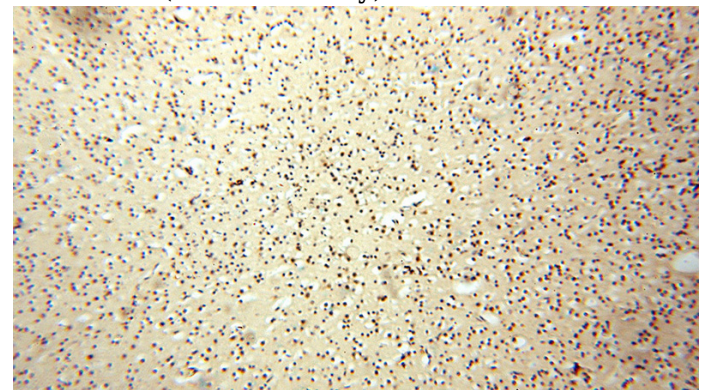
## Preparation

This antibody was obtained by immunization of PDK2 recombinant protein (Accession Number: NM\_002611). Purification method: Antigen affinity purified.

human heart tissue were subjected to SDS PAGE followed by western blot with Catalog No:113625(PDK2 antibody) at dilution of 1:500

## Formulation

PBS with 0.02% sodium azide and 50% glycerol pH 7.3.



## Storage

Store at -20°C. DO NOT ALIQUOT

## Clonality

Polyclonal

Immunohistochemical of paraffin-embedded human brain using Catalog No:113625(PDK2 antibody) at dilution of 1:100 (under 10x lens)

## Ig Type

Rabbit IgG

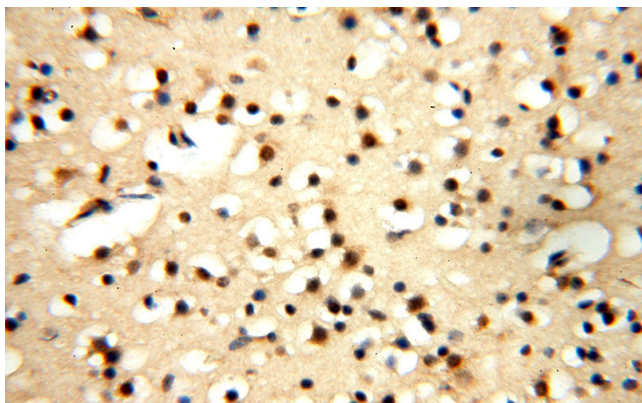
## Applications

ELISA, WB, IHC, IP

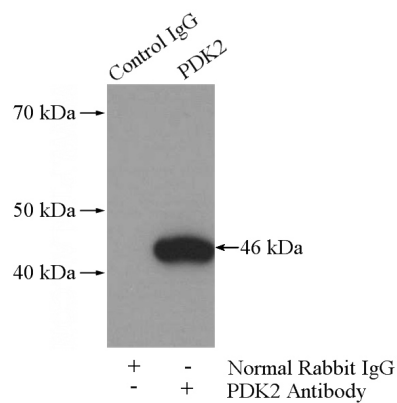
## Dilutions

# PDK2 antibody

Catalog Number: 113625



Immunohistochemical of paraffin-embedded human brain using Catalog No:113625(PDK2 antibody) at dilution of 1:100 (under 40x lens)



IP Result of anti-PDK2 (IP:Catalog No:113625, 4ug; Detection:Catalog No:113625 1:500) with mouse skeletal muscle tissue lysate 2000ug.