

CD45 antibody

Catalog Number: 109125

Product name

CD45 antibody

WB: 1:200-1:1000

IP: 1:200-1:1000

Specificity

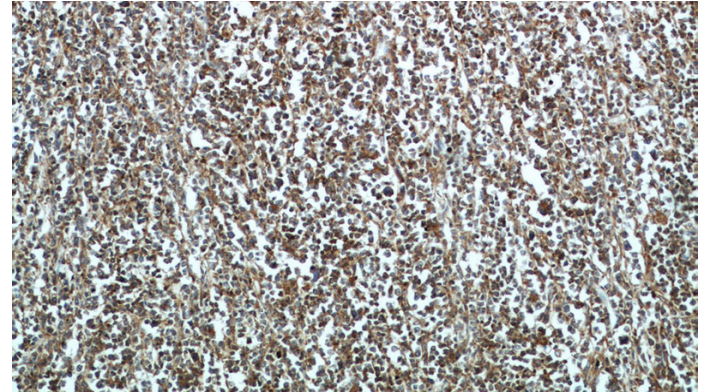
Human, Mouse; other species not tested.

IHC: 1:20-1:200

Antibody description

CD45 Rabbit Polyclonal antibody. Positive WB detected in mouse liver tissue. Positive IP detected in mouse spleen tissue. Positive IHC detected in human lymphoma tissue, human tonsil tissue, human tonsillitis tissue. Positive FC detected in Jurkat cells. Observed molecular weight by Western-blot: 180-220 kDa

Validations



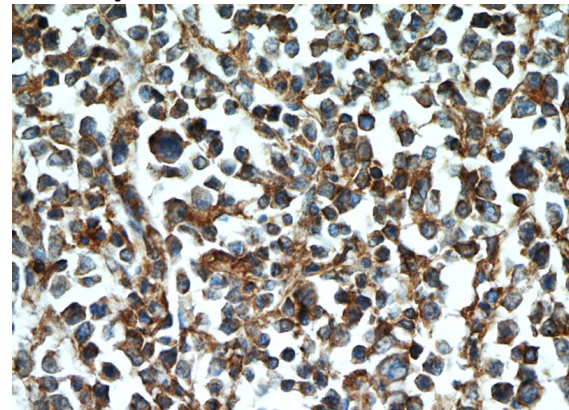
Preparation

This antibody was obtained by immunization of CD45 recombinant protein (Accession Number: BC014239). Purification method: Antigen affinity purified.

Immunohistochemical of paraffin-embedded human lymphoma using Catalog No:109125(CD45 antibody) at dilution of 1:50 (under 10x lens)

Formulation

PBS with 0.1% sodium azide and 50% glycerol pH 7.3.



Storage

Store at -20°C. DO NOT ALIQUOT

Clonality

Polyclonal

Ig Type

Rabbit IgG


Applications

ELISA, IHC, WB, FC, IP

Dilutions

Recommended Dilution:

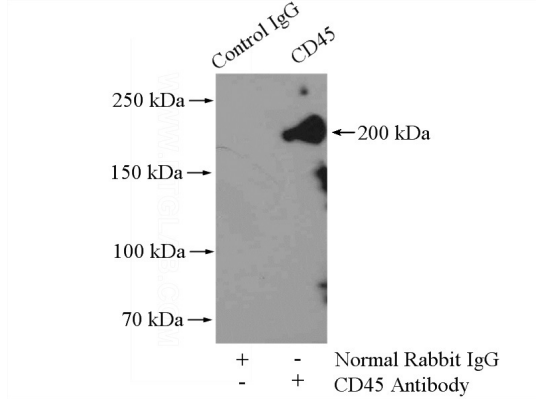
Immunohistochemical of paraffin-embedded human lymphoma using Catalog No:109125(CD45 antibody) at dilution of 1:50 (under 40x lens)



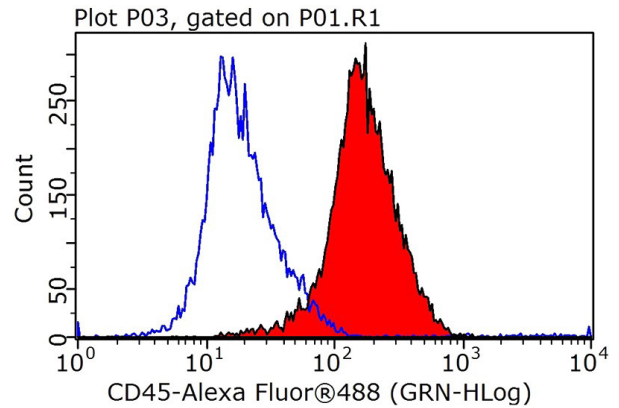
CD45 antibody

Catalog Number: 109125

mouse liver tissue were subjected to SDS PAGE followed by western blot with Catalog No:109125(CD45 Antibody) at dilution of 1:300



IP Result of anti-CD45 (IP:Catalog No:109125, 4ug; Detection:Catalog No:109125 1:300) with mouse spleen tissue lysate 4800ug.



1X10⁶ Jurkat cells were stained with 0.5ug CD45 antibody (Catalog No:109125, red) and control antibody (blue). Fixed with 90% MeOH blocked with 3% BSA (30 min). Alexa Fluor 488-conjugated AffiniPure Goat Anti-Rabbit IgG(H+L) with dilution 1:1000.