

Anti-KCNQ1 (7E1) Mouse antibody



Catalog Number: 168425

Product name

Anti-KCNQ1 (7E1) Mouse antibody

Specificity

Human

Antibody description

KCNQ1 (7E1) Mouse monoclonal antibody

Preparation

Antigen: Purified recombinant fragment of human KCNQ1 expressed in E. Coli.

Formulation

Ascitic fluid containing 0.03% sodium azide.

Storage

Store at 4°C short term. Store at -20°C long term. Avoid freeze / thaw cycle.

Clonality

Monoclonal

Ig Type

Mouse IgG2b

Applications

WB, FC

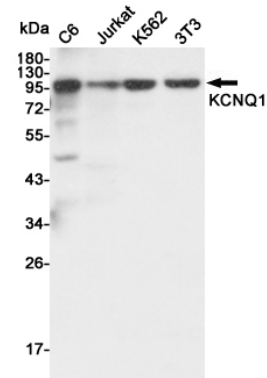
Dilutions

WB: 1/500 - 1/2000


FC: 1/200 - 1/400

ELISA: 1/10000

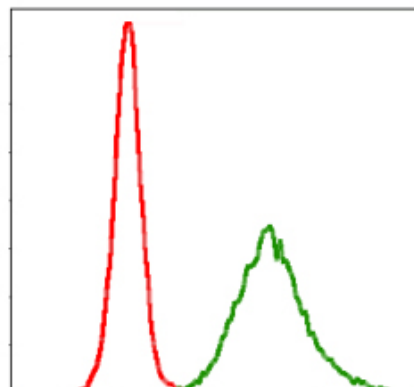
Validations



Western blot detection of KCNQ1 in C6, Jurkat, K562 and 3T3 cell lysates using KCNQ1 mouse mAb (1:3000 diluted). Predicted band size: 95 kDa. Observed band size: 95 kDa.



Western blot analysis using KCNQ1 mouse mAb against MCF-7 (1) and A431 (2) cell lysate.



Flow cytometric analysis of MCF-7 cells using KCNQ1 mouse mAb (green) and negative control (red).