

MGP antibody

Catalog Number: 107425

Product name

MGP antibody

WB: 1:500-1:5000

IHC: 1:20-1:200

Specificity

Human, Mouse; other species not tested.

Antibody description

MGP Mouse Monoclonal antibody. Positive IHC detected in human lung tissue, human brain tissue, human gliomas tissue. Positive WB detected in Transfected HEK-293 cells, human brain tissue, human kidney tissue. Observed molecular weight by Western-blot: 12 kDa

Preparation

This antibody was obtained by immunization of MGP recombinant protein (Accession Number: NM_000900). Purification method: Caprylic acid/ammonium sulfate precipitation.

Formulation

PBS with 0.1% sodium azide and 50% glycerol pH 7.3.

Storage

Store at -20°C. DO NOT ALIQUOT

Clonality

Monoclonal

Ig Type

Mouse IgG2a

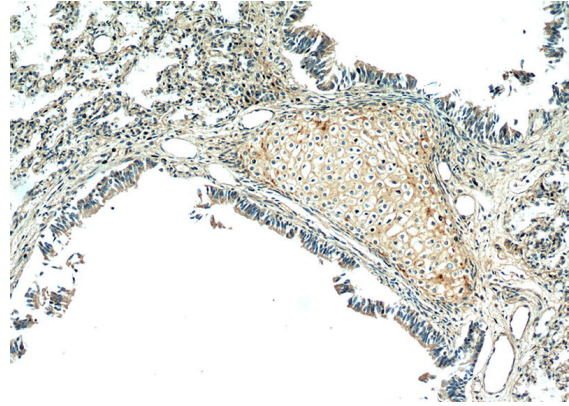
Applications

ELISA, IHC, WB

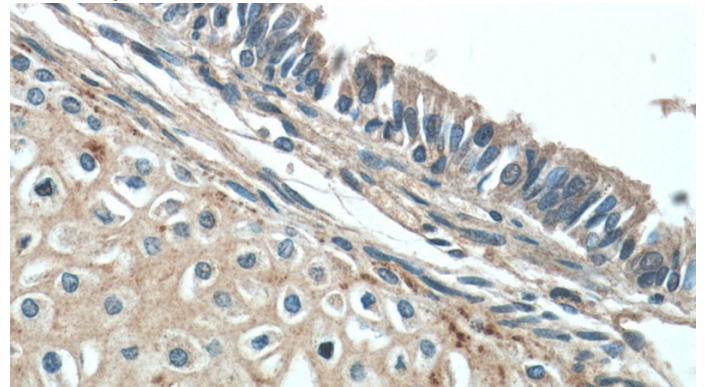
Dilutions

Recommended Dilution:

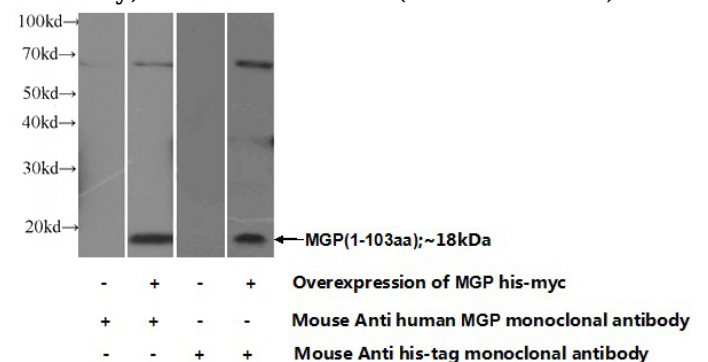
Validations



Immunohistochemical of paraffin-embedded human lung using Catalog No:107425(MGP antibody) at dilution of 1:50 (under 10x lens)



Immunohistochemical of paraffin-embedded human lung using Catalog No:107425(MGP antibody) at dilution of 1:50 (under 40x lens)



Transfected HEK-293 cells were subjected to SDS PAGE followed by western blot with Catalog No:107425(MGP Antibody) at dilution of 1:1000