

# N-cadherin antibody



Catalog Number: 113025

## Product name

N-cadherin antibody

IHC: 1:20-1:200


## Specificity

Human, Mouse, Rat; other species not tested.

## Antibody description

N-cadherin Rabbit Polyclonal antibody. Positive IHC detected in human heart tissue, mouse brain tissue. Positive WB detected in HEK-293 cells, mouse heart tissue. Observed molecular weight by Western-blot: 90kd, 140kd

## Validations



HEK-293 cells were subjected to SDS PAGE followed by western blot with Catalog No:113025(N-cadherin antibody) at dilution of

## Preparation

This antibody was obtained by immunization of N-cadherin recombinant protein (Accession Number: NM\_001792). Purification method: Antigen affinity purified.

## Formulation

PBS with 0.02% sodium azide and 50% glycerol pH 7.3.

## Storage

Store at -20°C. DO NOT ALIQUOT

## Clonality

Polyclonal

## Ig Type

Rabbit IgG

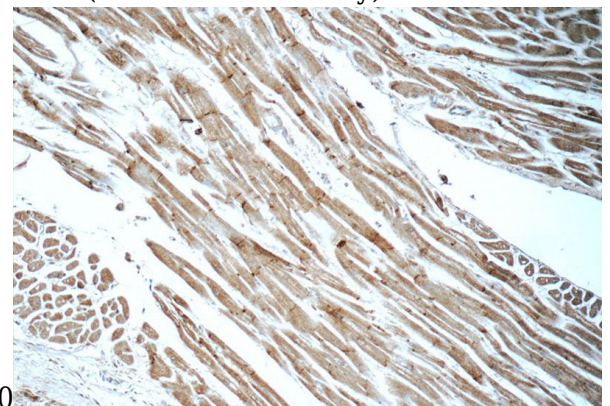
## Applications

ELISA, WB, IHC

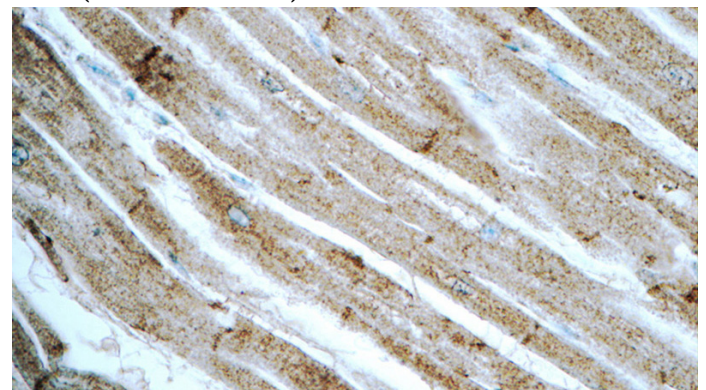
## Dilutions

Recommended Dilution:

WB: 1:200-1:2000



Immunohistochemistry of paraffin-embedded human heart tissue slide using Catalog No:113025(N-cadherin Antibody) at dilution of 1:50 (under 10x lens)



Immunohistochemistry of paraffin-embedded human heart tissue slide using Catalog No:113025(N-cadherin Antibody) at dilution of

# N-cadherin antibody



Catalog Number: 113025

---

1:50 (under 40x lens)