

ACTR1B antibody



Catalog Number: 107715

Product name

ACTR1B antibody

IHC: 1:20-1:200

IF: 1:20-1:200

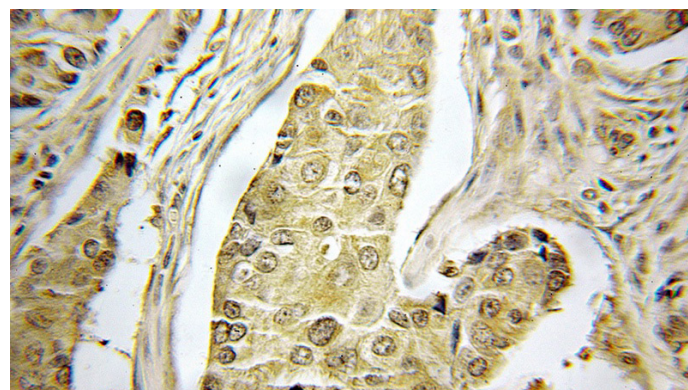
Specificity

Human, Mouse, Rat; other species not tested.

Validations

Antibody description

ACTR1B Rabbit Polyclonal antibody. Positive IF detected in MCF-7 cells. Positive IHC detected in human breast cancer tissue. Positive WB detected in mouse heart tissue. Observed molecular weight by Western-blot: 42-50 kDa



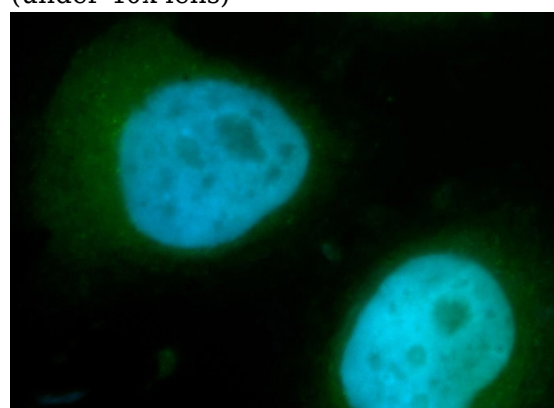
Preparation

This antibody was obtained by immunization of ACTR1B recombinant protein (Accession Number: NM_005735). Purification method: Antigen affinity purified.

Immunohistochemical of paraffin-embedded human breast cancer using Catalog No:107715(ACTR1B antibody) at dilution of 1:50 (under 40x lens)

Formulation

PBS with 0.1% sodium azide and 50% glycerol pH 7.3.



Storage

Store at -20°C. DO NOT ALIQUOT

Clonality

Polyclonal

Ig Type

Rabbit IgG

Applications


ELISA, IHC, IF, WB

Dilutions

Recommended Dilution:

WB: 1:200-1:2000

Immunofluorescent analysis of MCF-7 cells, using ACTR1B antibody Catalog No:107715 at 1:50 dilution and FITC-labeled donkey anti-rabbit IgG(green). Blue pseudocolor = DAPI (fluorescent



ACTR1B antibody



Catalog Number: 107715

mouse heart tissue were subjected to SDS PAGE

followed by western blot with Catalog
No:107715(ACTR1B Antibody) at dilution of 1:600