

Periostin antibody



Catalog Number: 113715

Product name

Periostin antibody

Specificity

Human, Mouse, Rat; other species not tested.

Antibody description

Periostin Rabbit Polyclonal antibody. Positive WB detected in BxPC-3 cells, mouse lung tissue, SGC-7901 cells. Positive IHC detected in human colon tissue, human breast cancer tissue. Observed molecular weight by Western-blot: 85-90 kDa

Preparation

This antibody was obtained by immunization of Periostin recombinant protein (Accession Number: NM_001135934). Purification method: Antigen affinity purified.

Formulation

PBS with 0.02% sodium azide and 50% glycerol pH 7.3.

Storage

Store at -20°C. DO NOT ALIQUOT

Clonality

Polyclonal

Ig Type

Rabbit IgG

Applications

ELISA, WB, IHC


Dilutions

Recommended Dilution:

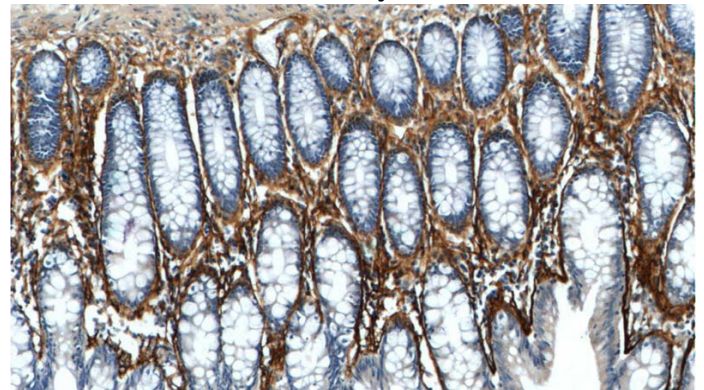
WB: 1:200-1:2000

IHC: 1:50-1:500

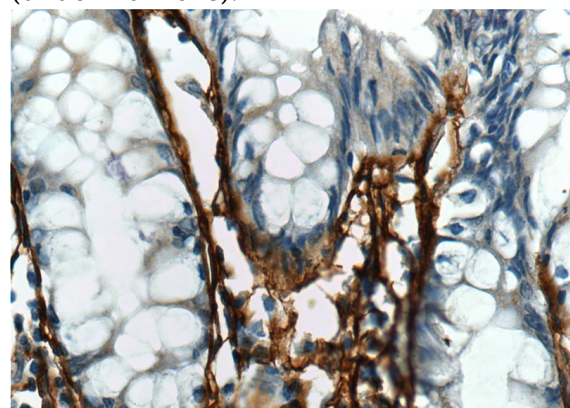
Validations



BxPC-3 cells were subjected to SDS PAGE followed by western blot with Catalog No:113715(POSTN antibody) at dilution of 1:500



Immunohistochemistry of paraffin-embedded human colon tissue slide using Catalog No:113715(POSTN Antibody) at dilution of 1:200 (under 10x lens).



Immunohistochemistry of paraffin-embedded human colon tissue slide using Catalog No:113715(POSTN Antibody) at dilution of 1:200

Periostin antibody



Catalog Number: 113715

(under 40x lens).