

Anti-NFkB p105/p50 (5D5) Mouse antibody



Catalog Number: 168315

Product name

Anti-NFkB p105/p50 (5D5) Mouse antibody

Specificity

Human

Antibody description

NFkB p105/p50 (5D5) Mouse monoclonal antibody

Preparation

Antigen: Purified recombinant fragment of human NFkB1 expressed in E. Coli.

Formulation

Ascitic fluid containing 0.03% sodium azide.

Storage

Store at 4°C short term. Store at -20°C long term. Avoid freeze / thaw cycle.

Clonality

Monoclonal

Ig Type

Mouse IgG2a

Applications

WB, IHC-P, FC

Dilutions

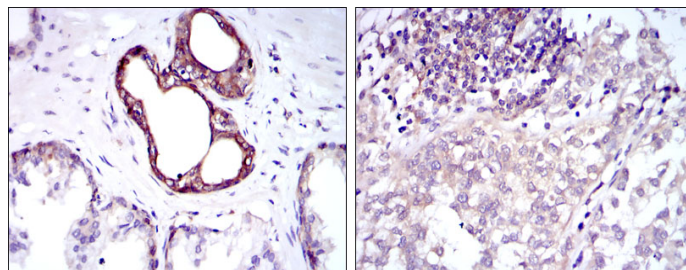
WB: 1/500 - 1/2000

IHC: 1/200 - 1/1000

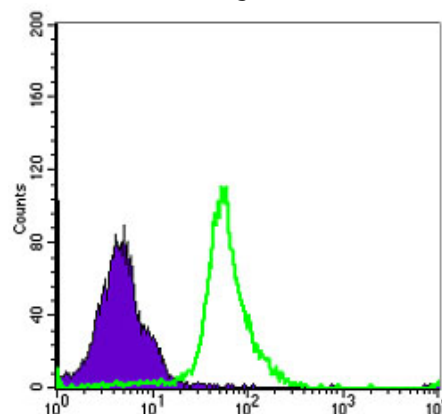
FC: 1/200 - 1/400

ELISA: 1/10000

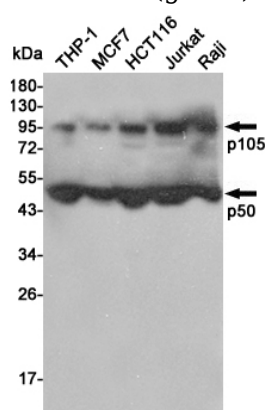
Validations



Immunohistochemical analysis of paraffin-embedded prostate tissues (left) and bladder cancer tissues (right) using NFkB1 mouse mAb with DAB staining.



Flow cytometric analysis of MCF-7 cells using NFkB1 mouse mAb (green) and negative control



(purple).

Western blot detection of NF- κ B p105/p50 in THP-1, MCF7, HCT116, Jurkat and Raji cell lysates using NF- κ B p105/p50 mouse mAb (1:5000 diluted). Predicted band size: 50/105KDa. Observed band size: 50/105KDa.