

# MYL3 antibody

Catalog Number: 107315

## Product name

MYL3 antibody

## Specificity

Human, Rat; other species not tested.

## Antibody description

MYL3 Mouse Monoclonal antibody. Positive WB detected in human skeletal muscle tissue, rat heart tissue. Positive IHC detected in human heart tissue, human skeletal muscle tissue. Observed molecular weight by Western-blot: 22-25 kDa

## Preparation

This antibody was obtained by immunization of MYL3 recombinant protein (Accession Number: NM\_001406937). Purification method: Protein G purified.

## Formulation

PBS with 0.02% sodium azide and 50% glycerol pH 7.3.

## Storage

Store at -20°C. DO NOT ALIQUOT

## Clonality

Monoclonal

## Ig Type

Mouse IgG1

## Applications

ELISA, IHC, WB


## Dilutions

Recommended Dilution:

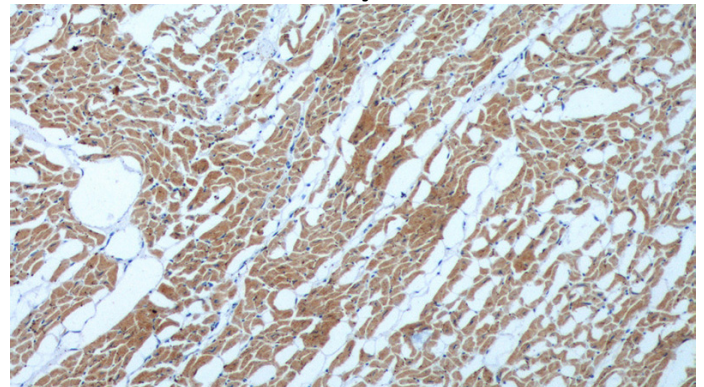
WB: 1:5000-1:50000

IHC: 1:20-1:200

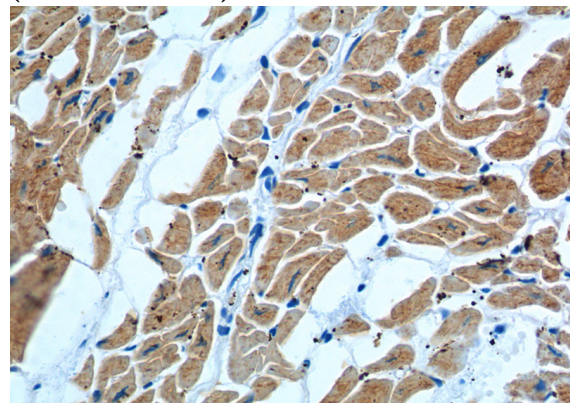
## Validations



human skeletal muscle tissue were subjected to SDS PAGE followed by western blot with Catalog No:107315(MYL3 Antibody) at dilution of 1:20000



Immunohistochemistry of paraffin-embedded human heart tissue slide using Catalog No:107315(MYL3 Antibody) at dilution of 1:600 (under 10x lens).



Immunohistochemistry of paraffin-embedded human heart tissue slide using Catalog No:107315(MYL3 Antibody) at dilution of 1:600

# MYL3 antibody



Catalog Number: 107315

---

(under 40x lens).