

# Syntaxin 6 antibody



Catalog Number: 107615

## Product name

Syntaxin 6 antibody

## Specificity

Human, Mouse; other species not tested.

## Antibody description

Syntaxin 6 Mouse Monoclonal antibody. Positive IHC detected in human brain tissue. Positive WB detected in Jurkat cells. Observed molecular weight by Western-blot: 29kd

## Preparation

This antibody was obtained by immunization of Syntaxin 6 recombinant protein (Accession Number: NM\_005819). Purification method: Caprylic acid/ammonium sulfate precipitation.

## Formulation

PBS with 0.1% sodium azide and 50% glycerol pH 7.3.

## Storage

Store at -20°C. DO NOT ALIQUOT

## Clonality

Monoclonal

## Ig Type

Mouse IgG1

## Applications

ELISA, WB, IHC

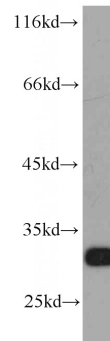
## Dilutions

Recommended Dilution:

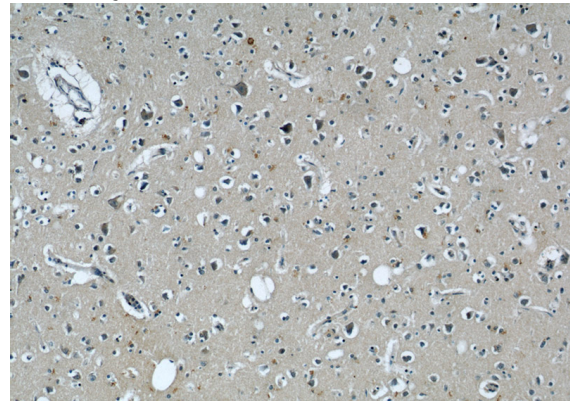
WB: 1:500-1:5000

IHC: 1:20-1:200

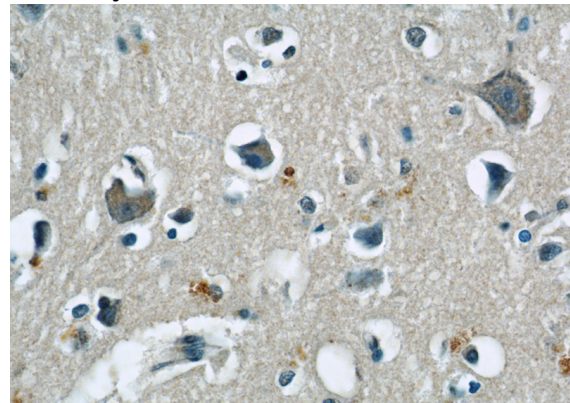
## Validations



Jurkat cells were subjected to SDS PAGE followed by western blot with Catalog No:107615(STX6 antibody) at dilution of 1:1000



Immunohistochemical of paraffin-embedded human brain using Catalog No:107615(STX6 antibody) at dilution of 1:50 (under 10x lens)



Immunohistochemical of paraffin-embedded human brain using Catalog No:107615(STX6 antibody) at dilution of 1:50 (under 40x lens)