

Anti-BMPER antibody



Catalog Number: 175215

Product name

Anti-BMPER antibody

Specificity

Human, Mouse, Rat, Dog, Pig, Cow, Rabbit

Antibody description

Rabbit polyclonal antibody to BMPER

Preparation

This antigen of this antibody was klh conjugated synthetic peptide derived from human bmper 501-600/686

Formulation

Liquid, 0.01M TBS(pH7.4) with 1% BSA, 0.03% Proclin300 and 50% Glycerol.

Storage

Store at -20°C for one year. Avoid repeated freeze/thaw cycles. The lyophilized antibody is stable at room temperature for at least one month and for greater than a year when kept at -20°C. When reconstituted in sterile pH 7.4 0.01M PBS or diluent of antibody the antibody is stable for at least two weeks at 2-4°C.

Clonality

Polyclonal

Ig Type

Rabbit IgG

Applications

WB, IHC-P

Dilutions

WB:1:500-2000

IHC-P:1:400-800

Validations

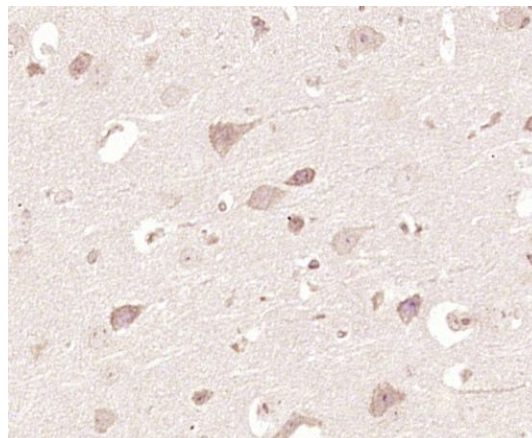


Fig1: Paraformaldehyde-fixed, paraffin embedded (mouse brain tissue); Antigen retrieval by boiling in sodium citrate buffer (pH6.0) for 15min; Block endogenous peroxidase by 3% hydrogen peroxide for 20 minutes; Blocking buffer (normal goat serum) at 37°C for 30min; Antibody incubation with (BMPER) Polyclonal Antibody, Unconjugated at 1:400 overnight at 4°C, followed by operating according to SP Kit(Rabbit) (sp-0023) instructions and DAB staining.

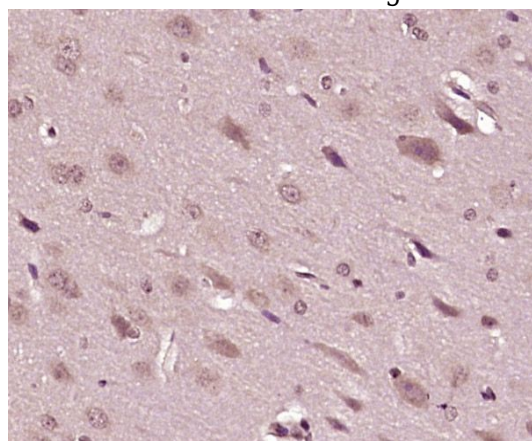


Fig2: Paraformaldehyde-fixed, paraffin embedded (rat brain tissue); Antigen retrieval by boiling in sodium citrate buffer (pH6.0) for 15min; Block endogenous peroxidase by 3% hydrogen peroxide for 20 minutes; Blocking buffer (normal goat serum) at 37°C for 30min; Antibody incubation with (BMPER) Polyclonal Antibody, Unconjugated at 1:400 overnight at 4°C, followed by operating according to SP Kit(Rabbit) (sp-0023)

Anti-BMPER antibody



Catalog Number: 175215

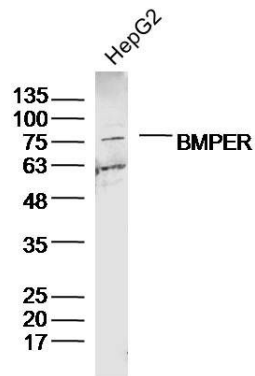


Fig3: Sample: HepG2 Cell (Human) Lysate at 30 ug; Primary: Anti-BMPER at 1/300 dilution; Secondary: IRDye800CW Goat Anti-Rabbit IgG at 1/20000 dilution; Predicted band size: 72kD; Observed band size: 75kD

instructions and DAB staining.