

# PIP5K1B antibody



Catalog Number: 113915

## Product name

PIP5K1B antibody

## Immunogen

[Human PIP5K1B Recombinant protein \(His tag\)](#)

## Specificity

Human, Mouse, Rat; other species not tested.

## Antibody description

PIP5K1B Rabbit Polyclonal antibody. Positive WB detected in human testis tissue, human brain tissue. Positive IP detected in mouse testis tissue. Positive IHC detected in human lung tissue, human heart tissue, human kidney tissue. Observed molecular weight by Western-blot: 62 kDa

## Preparation

This antibody was obtained by immunization of PIP5K1B recombinant protein (Accession Number: NM\_001031687). Purification method: Antigen affinity purified.

## Formulation

PBS with 0.02% sodium azide and 50% glycerol pH 7.3.

## Storage

Store at -20°C. DO NOT ALIQUOT

## Clonality

Polyclonal

## Ig Type

Rabbit IgG

## Applications

ELISA, WB, IHC, IP

## Dilutions


Recommended Dilution:

WB: 1:500-1:5000

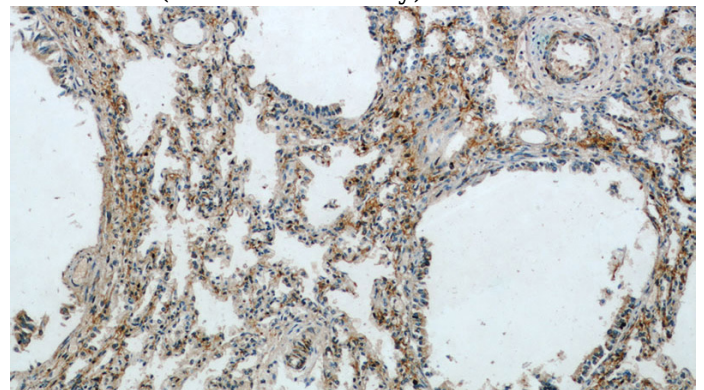
IP: 1:200-1:2000

IHC: 1:20-1:200

## Validations



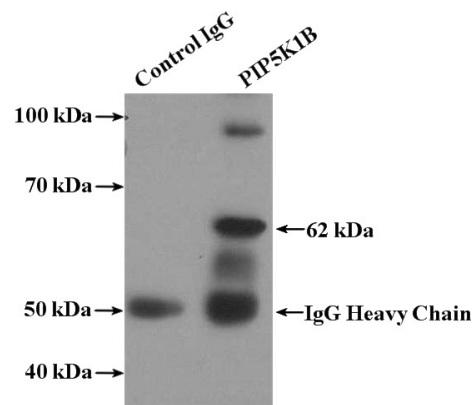
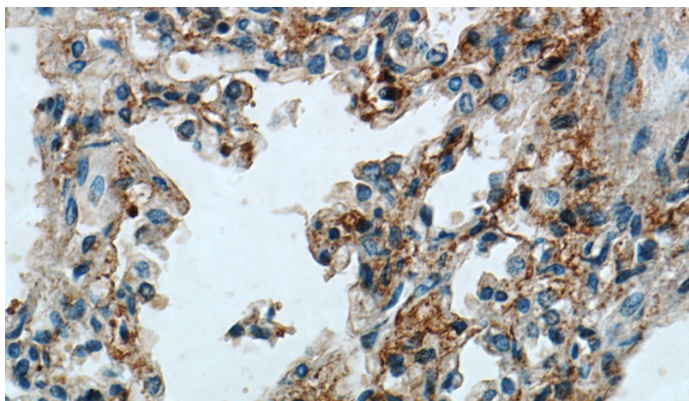
human testis tissue were subjected to SDS PAGE followed by western blot with Catalog No:113915(PIP5K1B antibody) at dilution of 1:500



Immunohistochemical of paraffin-embedded human lung using Catalog No:113915(PIP5K1B antibody) at dilution of 1:100 (under 10x lens)

# PIP5K1B antibody

Catalog Number: 113915



Immunohistochemical of paraffin-embedded human lung using Catalog No:113915(PIP5K1B antibody) at dilution of 1:100 (under 40x lens)

IP Result of anti-PIP5K1B (IP:Catalog No:113915, 4ug; Detection:Catalog No:113915 1:500) with mouse testis tissue lysate 4000ug.