

VIP Polyclonal Antibody



Catalog Number: 161115

Product name

VIP Polyclonal Antibody

Specificity

Human, Mouse, Rat

Antibody description

Polyclonal antibody to VIP

Preparation

Antigen: Recombinant fusion protein containing a sequence corresponding to amino acids 31-170 of human VIP (NP_003372.1).

Formulation

PBS with 0.02% sodium azide, 50% glycerol, pH7.3.

Storage

Store at -20°C. Avoid freeze / thaw cycles.

Clonality

Polyclonal

Ig Type

Rabbit IgG

Applications

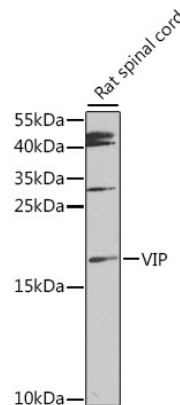
WB, IHC

Dilutions

WB 1:500 - 1:2000

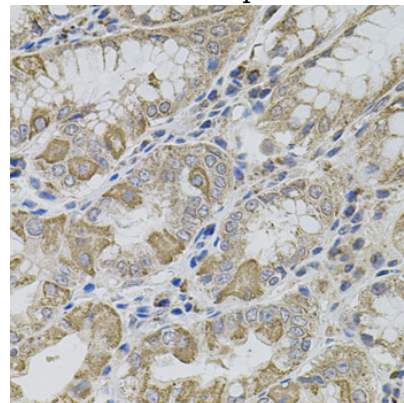
IHC 1:50 - 1:200

Validations



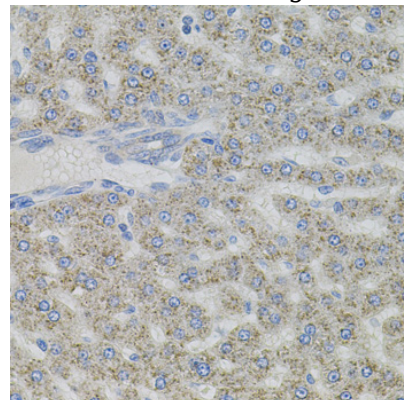
Western blot - VIP Polyclonal Antibody

Western blot analysis of extracts of rat spinal cord, using VIP antibody at 1:1000 dilution. Secondary antibody: HRP Goat Anti-Rabbit IgG (H+L) at 1:10000 dilution. Lysates/proteins: 25ug per lane. Blocking buffer: 3% nonfat dry milk in TBST. Detection: ECL Enhanced Kit. Exposure time: 90s.



Immunohistochemistry - VIP Polyclonal Antibody

Immunohistochemistry of paraffin-embedded human stomach using VIP antibody (40x lens).



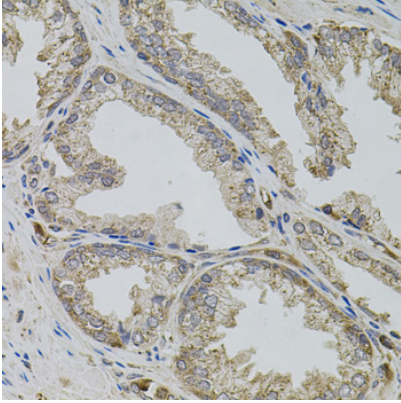
VIP Polyclonal Antibody



Catalog Number: 161115

Immunohistochemistry - VIP Polyclonal Antibody

Immunohistochemistry of paraffin-embedded rat liver using VIP antibody (40x lens).



Immunohistochemistry - VIP Polyclonal Antibody

Immunohistochemistry of paraffin-embedded human prostate using VIP antibody (40x lens).