

GAC-specific antibody



Catalog Number: 110815

Product name

GAC-specific antibody

IP: 1:200-1:2000

IHC: 1:20-1:200

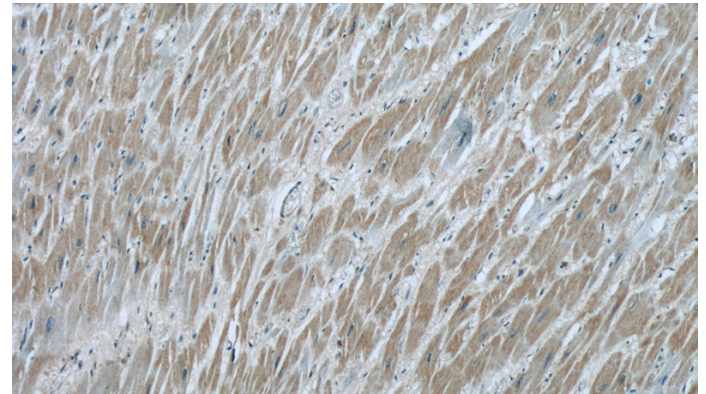
Specificity

Human, Mouse, Rat; other species not tested.

Validations

Antibody description

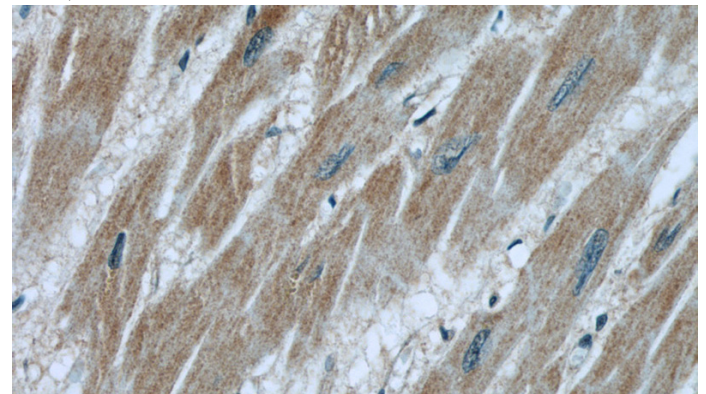
GAC-specific Rabbit Polyclonal antibody. Positive IHC detected in human heart tissue, human kidney tissue, human pancreas cancer tissue. Positive IP detected in mouse kidney tissue. Positive WB detected in HEK-293 cells, mouse kidney tissue. Observed molecular weight by Western-blot: 60-65 kDa



Immunohistochemical of paraffin-embedded human heart using Catalog No:110815(GAC-specific antibody) at dilution of 1:50 (under 10x lens)

Preparation

This antibody was obtained by immunization of Peptide (Accession Number: AF158555). Purification method: Antigen affinity purified.



Immunohistochemical of paraffin-embedded human heart using Catalog No:110815(GAC-specific antibody) at dilution of 1:50 (under 40x lens)

Formulation

PBS with 0.02% sodium azide and 50% glycerol pH 7.3.

Storage

Store at -20°C. DO NOT ALIQUOT

Clonality

Polyclonal

Ig Type

Rabbit IgG

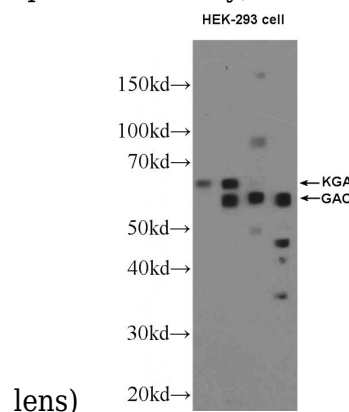
Applications

ELISA, IHC, WB, IP

Dilutions

Recommended Dilution:

WB: 1:200-1:2000



HEK-293 cells were subjected to SDS PAGE

GAC-specific antibody

Catalog Number: 110815

followed by western blot with Catalog No:110815(GAC-specific Antibody) at dilution of

IP Result of anti-GAC-specific (IP:Catalog No:110815, 3ug; Detection:Catalog No:110815 1:500) with mouse kidney tissue lysate 4000ug.

