

ACTA2/smooth muscle actin antibody



Catalog Number: 107705

Product name

ACTA2/smooth muscle actin antibody

Specificity

Human, Mouse, Rat; other species not tested.

Antibody description

ACTA2/smooth muscle actin Rabbit Polyclonal antibody. Positive FC detected in C2C12 cell. Positive IF detected in C2C12 cell. Positive IHC detected in human hystero myoma tissue, human heart tissue, human liver cancer tissue, human liver tissue, human skeletal muscle tissue. Positive IP detected in mouse liver tissue. Positive WB detected in human placenta tissue, HEK-293 cells, human bladder tissue, K-562 cells, mouse heart tissue, mouse kidney tissue, mouse liver tissue, mouse ovary tissue, rat heart tissue. Observed molecular weight by Western-blot: 43 kDa

Preparation

This antibody was obtained by immunization of ACTA2/smooth muscle actin recombinant protein (Accession Number: NM_001406463). Purification method: Antigen affinity purified.

Formulation

PBS with 0.02% sodium azide and 50% glycerol pH 7.3.

Storage

Store at -20°C. DO NOT ALIQUOT

Clonality

Polyclonal

Ig Type

Rabbit IgG

Applications

ELISA, IHC, IP, WB, FC, IF

Dilutions

Recommended Dilution:


WB: 1:500-1:5000

IP: 1:500-1:5000

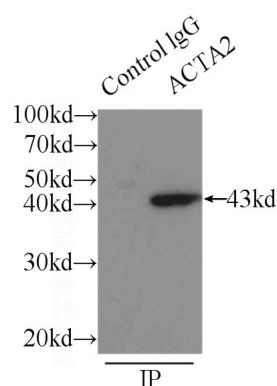
IHC: 1:20-1:200

IF: 1:20-1:200

Validations



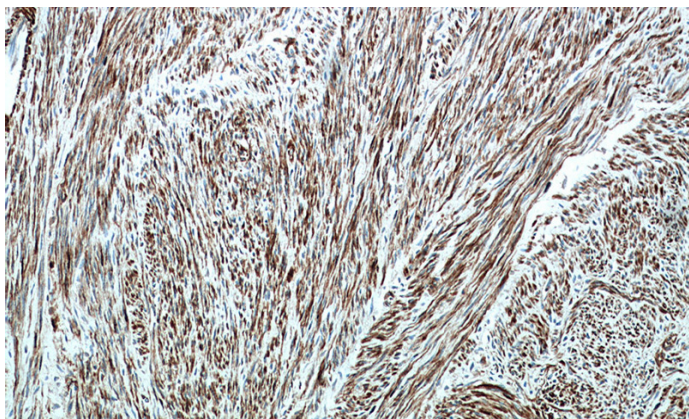
human placenta tissue were subjected to SDS PAGE followed by western blot with Catalog No:107705(ACTA2 antibody) at dilution of 1:1000



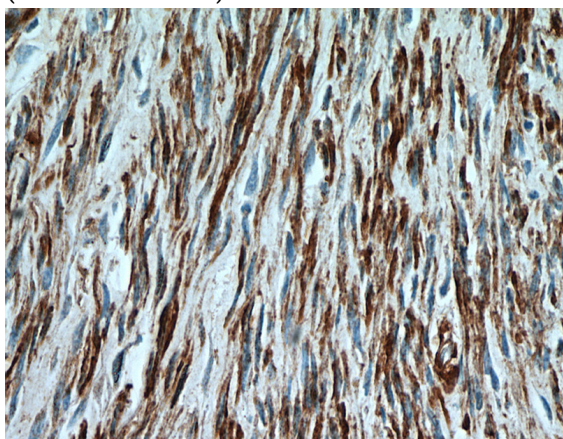
IP Result of anti-ACTA2 (IP:Catalog No:107705, 3ug; Detection:Catalog No:107705 1:1000) with mouse liver tissue lysate 6000ug.

ACTA2/smooth muscle actin antibody

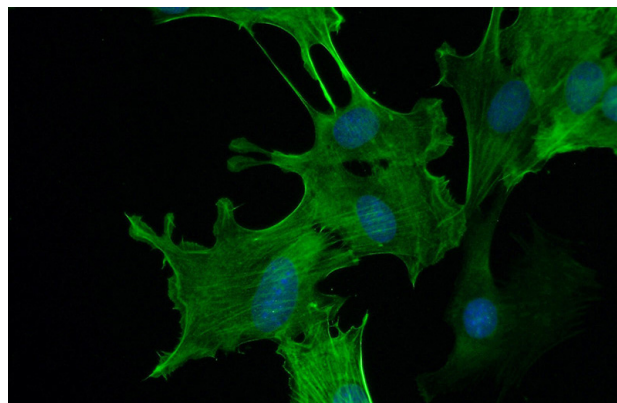
Catalog Number: 107705



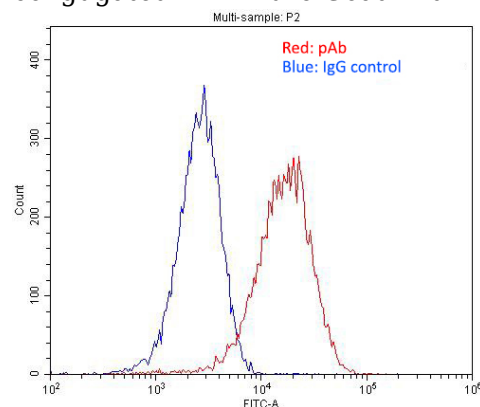
Immunohistochemical of paraffin-embedded human hysteromyoma using Catalog No:107705(ACTA2 antibody) at dilution of 1:50 (under 10x lens)



Immunohistochemical of paraffin-embedded human hysteromyoma using Catalog No:107705(ACTA2 antibody) at dilution of 1:50 (under 40x lens)



Immunofluorescent analysis of (-20oc Ethanol) fixed C2C12 cell using Catalog No:107705(ACTA2 Antibody) at dilution of 1:50 and Alexa Fluor 488-conjugated AffiniPure Goat Anti-Rabbit IgG(H+L)



1X10⁶ C2C12 cell were stained with 0.2ug ACTA2 antibody (Catalog No:107705, red) and control antibody (blue). Fixed with 4% PFA blocked with 3% BSA (30 min). Alexa Fluor 488-conjugated AffiniPure Goat Anti-Rabbit IgG(H+L) with dilution 1:1500.