

VAMP2 antibody

Catalog Number: 116705

Product name

VAMP2 antibody

Immunogen

[Human VAMP2 Recombinant protein \(GST tag\)](#)

Specificity

Human, Mouse, Rat; other species not tested.

Antibody description

VAMP2 Rabbit Polyclonal antibody. Positive IHC detected in human skeletal muscle tissue. Positive WB detected in mouse brain tissue, fetal human brain tissue. Observed molecular weight by Western-blot: 19 kDa

Preparation

This antibody was obtained by immunization of VAMP2 recombinant protein (Accession Number: NM_014232). Purification method: Antigen affinity purified.

Formulation

PBS with 0.1% sodium azide and 50% glycerol pH 7.3.

Storage

Store at -20°C. DO NOT ALIQUOT

Clonality

Polyclonal

Ig Type

Rabbit IgG

Applications

ELISA, IHC, WB

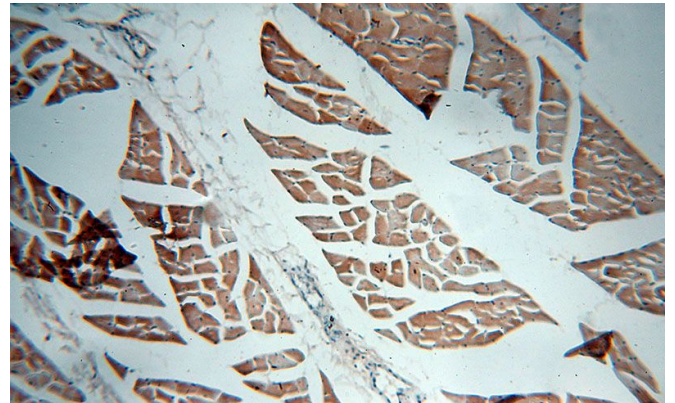
Dilutions

Recommended Dilution:

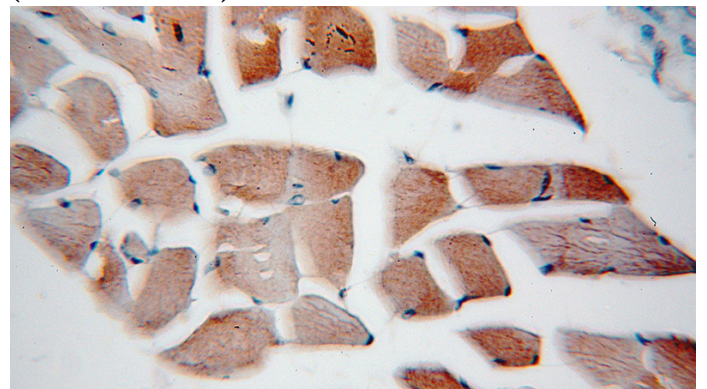
WB: 1:200-1:2000

IHC: 1:20-1:200


Validations



Immunohistochemical of paraffin-embedded human skeletal muscle using Catalog No:116705(VAMP2 antibody) at dilution of 1:50 (under 10x lens)



Immunohistochemical of paraffin-embedded human skeletal muscle using Catalog No:116705(VAMP2 antibody) at dilution of 1:50



(under 40x lens)

VAMP2 antibody



Catalog Number: 116705

mouse brain tissue were subjected to SDS PAGE

followed by western blot with Catalog
No:116705(VAMP2 Antibody) at dilution of 1:600