

# Anti-Fer (9A10) Mouse antibody



Catalog Number: 168305

## Product name

Anti-Fer (9A10) Mouse antibody

## Specificity

Human, Mouse

## Antibody description

Fer (9A10) Mouse monoclonal antibody

## Preparation

Antigen: Purified recombinant fragment of human FER expressed in E. Coli.

## Formulation

Ascitic fluid containing 0.03% sodium azide.

## Storage

Store at 4°C short term. Store at -20°C long term. Avoid freeze / thaw cycle.

## Clonality

Monoclonal

## Ig Type

Mouse IgG1

## Applications

WB, IHC-P, ICC/IF

## Dilutions

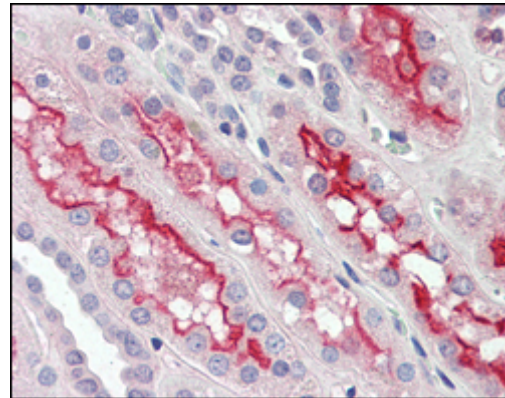
WB: 1/500 - 1/2000

IHC: 1/200 - 1/1000

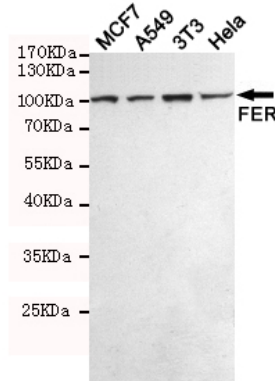
ICC: 1/200 - 1/1000

ELISA: 1/10000

## Validations

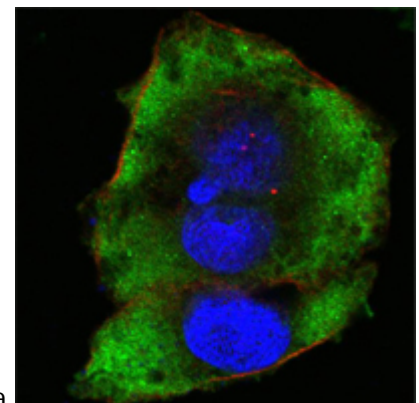


Immunohistochemical analysis of paraffin-embedded human kidney tissues using FER mouse



mAb.

Western blot detection of FER in MCF7, A549, 3T3 and HeLa cell lysates using FER mouse mAb (1:500 diluted). Predicted band size: 95KDa. Observed



band size: 95KDa.

Confocal immunofluorescence analysis of HeLa cells using FER mouse mAb (green). Red: Actin filaments have been labeled with Alexa Fluor-555 phalloidin. Blue: DRAQ5 fluorescent DNA dye.