

HEXIM2 antibody



Catalog Number: 111305

Product name

HEXIM2 antibody

IHC: 1:20-1:200

IF: 1:20-1:200

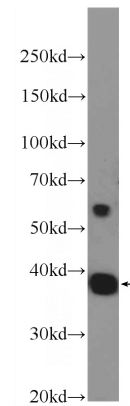
Specificity

Human, Mouse, Rat; other species not tested.

Validations

Antibody description

HEXIM2 Rabbit Polyclonal antibody. Positive WB detected in C6 cells, COLO 320 cells, HEK-293 cells. Positive IF detected in A549 cells. Positive IHC detected in human testis tissue. Observed molecular weight by Western-blot: 38 kDa



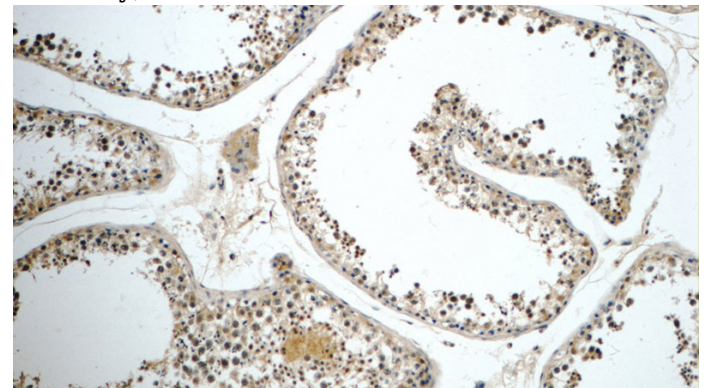
Preparation

This antibody was obtained by immunization of HEXIM2 recombinant protein (Accession Number: NM_001303438). Purification method: Antigen affinity purified.

C6 cells were subjected to SDS PAGE followed by western blot with Catalog No:111305(HEXIM2 Antibody) at dilution of 1:600

Formulation

PBS with 0.1% sodium azide and 50% glycerol pH 7.3.



Storage

Store at -20°C. DO NOT ALIQUOT

Clonality

Polyclonal

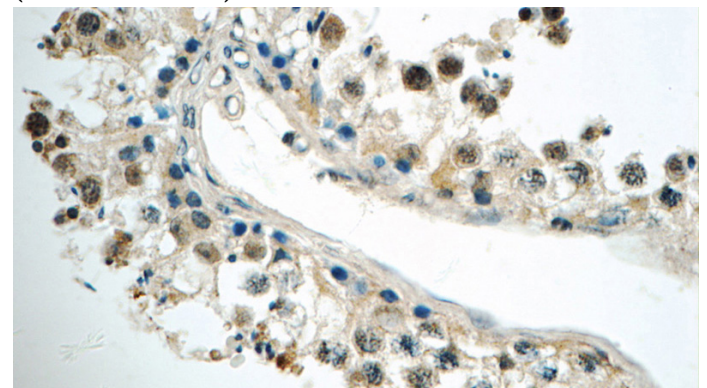
Immunohistochemistry of paraffin-embedded human testis tissue slide using Catalog No:111305(HEXIM2 Antibody) at dilution of 1:50 (under 10x lens)

Ig Type

Rabbit IgG

Applications

ELISA, WB, IHC, IF



Dilutions

Recommended Dilution:

WB: 1:200-1:2000

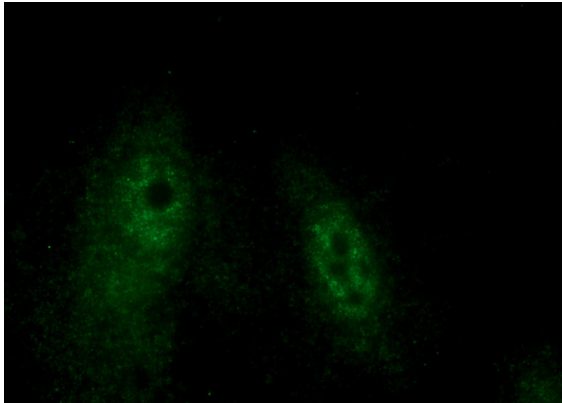
Immunohistochemistry of paraffin-embedded

HEXIM2 antibody



Catalog Number: 111305

human testis tissue slide using Catalog No:111305(HEXIM2 Antibody) at dilution of 1:50 (under 40x lens)



Immunofluorescent analysis of A549 cells using Catalog No:111305(HEXIM2 Antibody) at dilution of 1:50 and Alexa Fluor 488-conjugated AffiniPure Goat Anti-Rabbit IgG(H+L)