

# GRIA4 antibody

Catalog Number: 111205

## Product name

GRIA4 antibody

IP: 1:200-1:1000

IHC: 1:20-1:200

## Specificity

Human, Mouse, Rat; other species not tested.

## Antibody description

GRIA4 Rabbit Polyclonal antibody. Positive IHC detected in mouse brain tissue. Positive WB detected in rat brain tissue, mouse brain tissue, mouse cerebellum tissue. Positive IP detected in mouse brain tissue. Observed molecular weight by Western-blot: 101 kDa

## Preparation

This antibody was obtained by immunization of GRIA4 recombinant protein (Accession Number: XM\_006718823). Purification method: Antigen affinity purified.

## Formulation

PBS with 0.02% sodium azide and 50% glycerol pH 7.3.

## Storage

Store at -20°C. DO NOT ALIQUOT

## Clonality

Polyclonal

## Ig Type

Rabbit IgG

## Applications

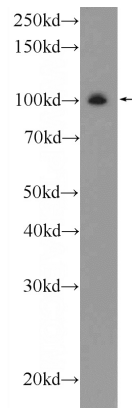
ELISA, WB, IHC, IP

## Dilutions

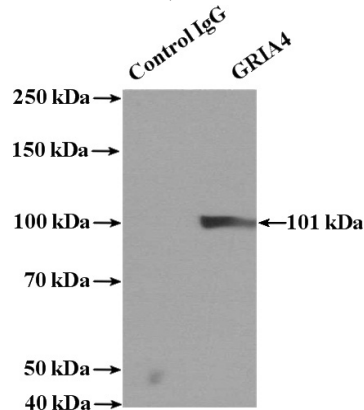
Recommended Dilution:

WB: 1:200-1:2000

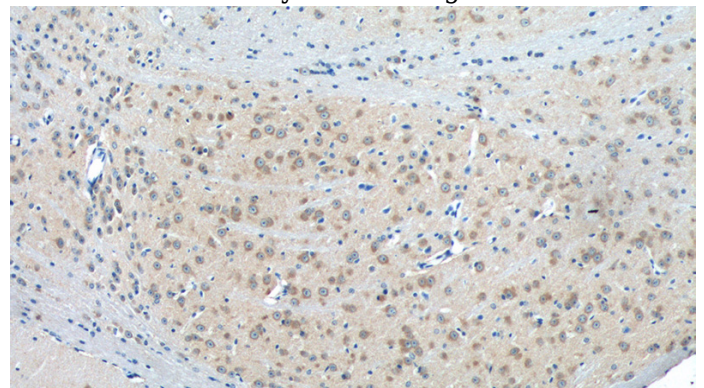
## Validations



rat brain tissue were subjected to SDS PAGE followed by western blot with Catalog No:111205(GRIA4 Antibody) at dilution of 1:600



IP Result of anti-GRIA4 (IP:Catalog No:111205, 4ug; Detection:Catalog No:111205 1:300) with mouse brain tissue lysate 4000ug.



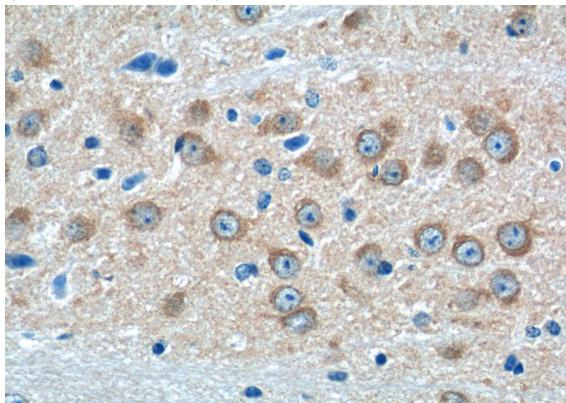
Immunohistochemistry of paraffin-embedded mouse brain tissue slide using Catalog

# GRIA4 antibody

Catalog Number: 111205

---

No:111205(GRIA4 Antibody) at dilution of 1:50  
(under 10x lens)



Immunohistochemistry of paraffin-embedded  
mouse brain tissue slide using Catalog  
No:111205(GRIA4 Antibody) at dilution of 1:50  
(under 40x lens)