

# Calponin antibody



Catalog Number: 108905

## Product name

Calponin antibody

## Specificity

Human, Mouse, Rat; other species not tested.

## Antibody description

Calponin Rabbit Polyclonal antibody. Positive IHC detected in human heart tissue, human bladder tissue, human breast cancer tissue, human hysteromyoma tissue, human ovary tumor tissue, human skin tissue. Positive IP detected in mouse lung tissue. Positive WB detected in mouse heart tissue, mouse lung tissue. Observed molecular weight by Western-blot: 35kd

## Preparation

This antibody was obtained by immunization of Calponin recombinant protein (Accession Number: NM\_001299). Purification method: Antigen affinity purified.

## Formulation

PBS with 0.02% sodium azide and 50% glycerol pH 7.3.

## Storage

Store at -20°C. DO NOT ALIQUOT

## Clonality

Polyclonal

## Ig Type

Rabbit IgG

## Applications

ELISA, WB, IHC, IP

## Dilutions

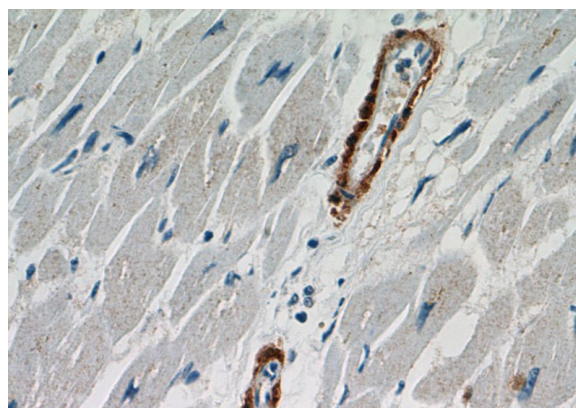
Recommended Dilution:

WB: 1:500-1:5000

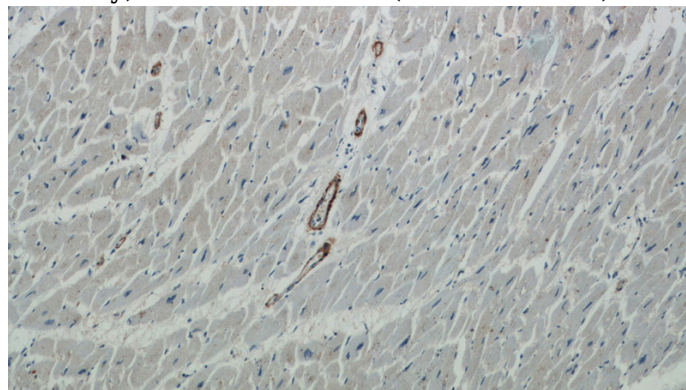
IP: 1:500-1:5000

IHC: 1:20-1:200

## Validations



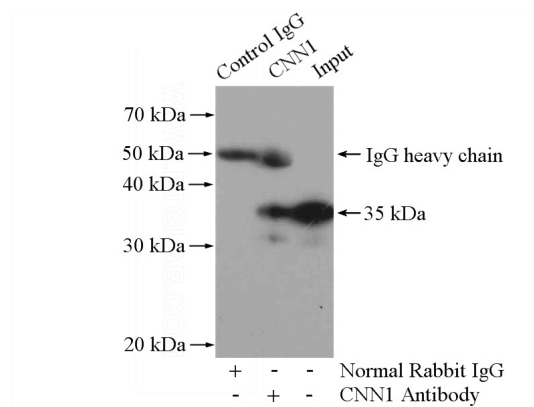
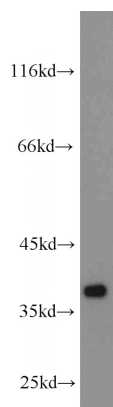
Immunohistochemical of paraffin-embedded human heart using Catalog No:108905(CNN1 antibody) at dilution of 1:50 (under 40x lens)



Immunohistochemical of paraffin-embedded human heart using Catalog No:108905(CNN1 antibody) at dilution of 1:50 (under 10x lens)

# Calponin antibody

Catalog Number: 108905



mouse heart tissue were subjected to SDS PAGE followed by western blot with Catalog No:108905(CNN1 antibody) at dilution of 1:1000

IP Result of anti-Calponin (IP:Catalog No:108905, 4ug; Detection:Catalog No:108905 1:1000) with mouse lung tissue lysate 2800ug.