

Kallikrein 8 antibody



Catalog Number: 111905

Product name

Kallikrein 8 antibody

Specificity

Human, Mouse, Rat; other species not tested.

Antibody description

Kallikrein 8 Rabbit Polyclonal antibody. Positive WB detected in HeLa cells. Positive IHC detected in human ovary tumor tissue. Observed molecular weight by Western-blot: 30 kDa

Preparation

This antibody was obtained by immunization of Kallikrein 8 recombinant protein (Accession Number: NM_007196). Purification method: Antigen affinity purified.

Formulation

PBS with 0.02% sodium azide and 50% glycerol pH 7.3.

Storage

Store at -20°C. DO NOT ALIQUOT

Clonality

Polyclonal

Ig Type

Rabbit IgG

Applications

ELISA, WB, IHC


Dilutions

Recommended Dilution:

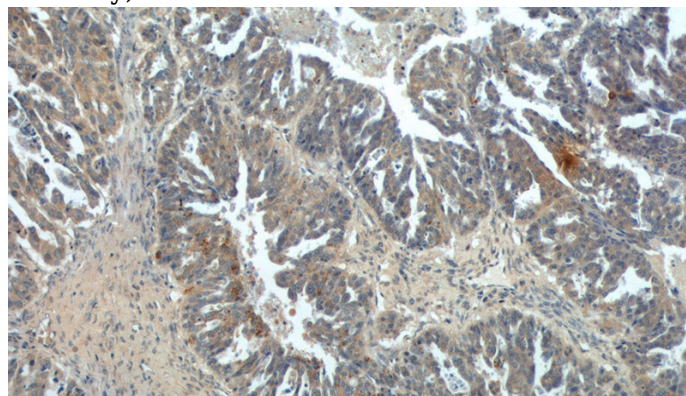
WB: 1:200-1:2000

IHC: 1:50-1:500

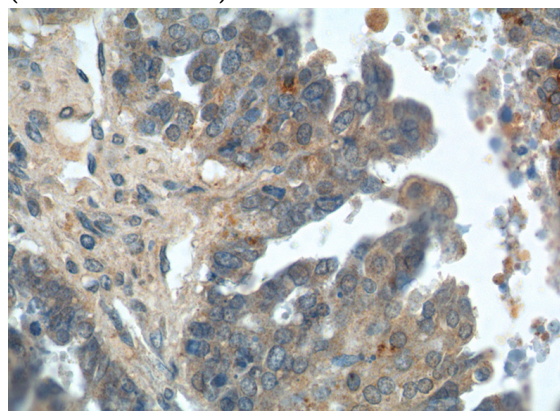
Validations



HeLa cells were subjected to SDS PAGE followed by western blot with Catalog No:111905(KLK8 antibody) at dilution of 1:500



Immunohistochemistry of paraffin-embedded human ovary tumor tissue slide using Catalog No:111905(KLK8 Antibody) at dilution of 1:200 (under 10x lens).



Immunohistochemistry of paraffin-embedded human ovary tumor tissue slide using Catalog No:111905(KLK8 Antibody) at dilution of 1:200 (under 40x lens).