

TXK antibody



Catalog Number: 116505

Product name

TXK antibody

Specificity

human; other species not tested.

Antibody description

TXK Rabbit Polyclonal antibody. Positive IF detected in Hela. Positive IHC detected in human lymphoma.

Preparation

This antibody was obtained by immunization of Peptide (Accession Number: NM_003328). Purification method: Antigen affinity purified.

Formulation

PBS with 0.02% sodium azide and 50% glycerol pH 7.3.

Storage

Store at -20°C. DO NOT ALIQUOT

Clonality

Polyclonal

Ig Type

Rabbit IgG

Applications

ELISA, IHC, IF

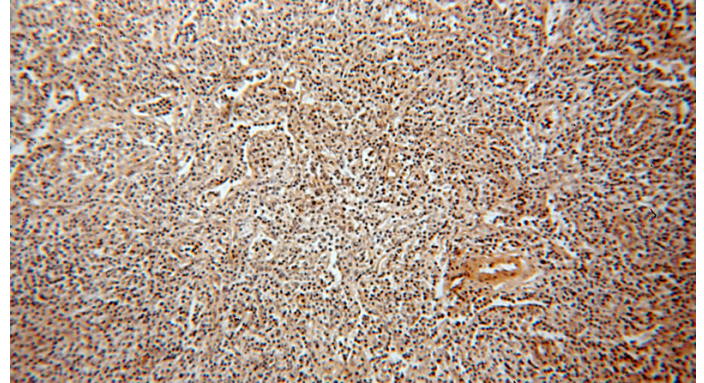
Dilutions

Recommended Dilution:

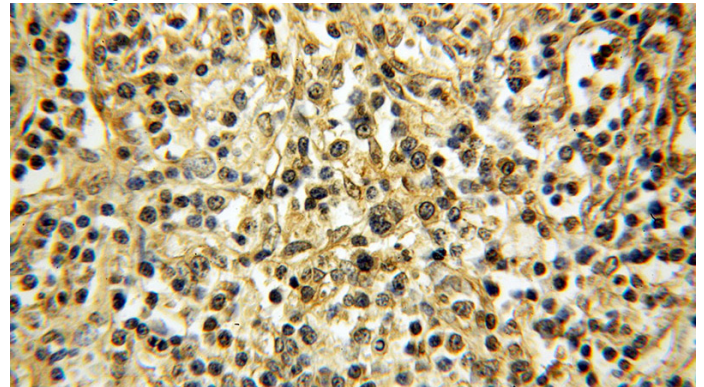
IHC: 1:20-1:200

IF: 1:10-1:100

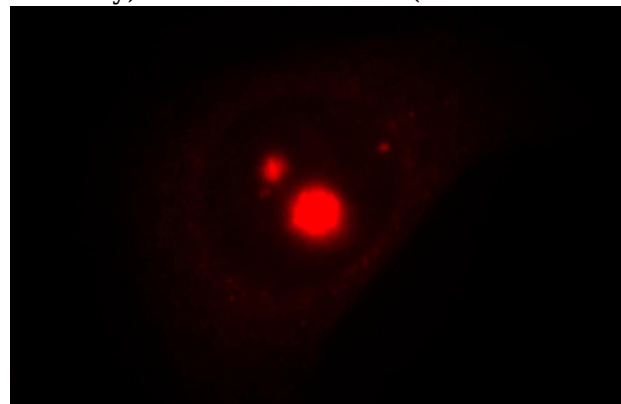
Validations



Immunohistochemical of paraffin-embedded human lymphoma using Catalog No:116505(TXK antibody) at dilution of 1:100 (under 10x lens)



Immunohistochemical of paraffin-embedded human lymphoma using Catalog No:116505(TXK antibody) at dilution of 1:100 (under 40x lens)



Immunofluorescent analysis of Hela cells, using TXK antibody Catalog No:116505 at 1:25 dilution and Rhodamine-labeled goat anti-rabbit IgG (red).