

Osteoglycin antibody

Catalog Number: 113505

Product name

Osteoglycin antibody

IHC: 1:20-1:200

IF: 1:10-1:100

Specificity

Human, Mouse, Rat; other species not tested.

Antibody description

Osteoglycin Rabbit Polyclonal antibody. Positive WB detected in NIH/3T3 cells, HeLa cells, human liver tissue. Positive IHC detected in human lung tissue. Positive IF detected in HepG2 cells. Observed molecular weight by Western-blot: 34-40 kDa

Preparation

This antibody was obtained by immunization of Osteoglycin recombinant protein (Accession Number: NM_014057). Purification method: Antigen affinity purified.

Formulation

PBS with 0.02% sodium azide and 50% glycerol pH 7.3.

Storage

Store at -20°C. DO NOT ALIQUOT

Clonality

Polyclonal

Ig Type

Rabbit IgG

Applications


ELISA, IHC, IF, WB

Dilutions

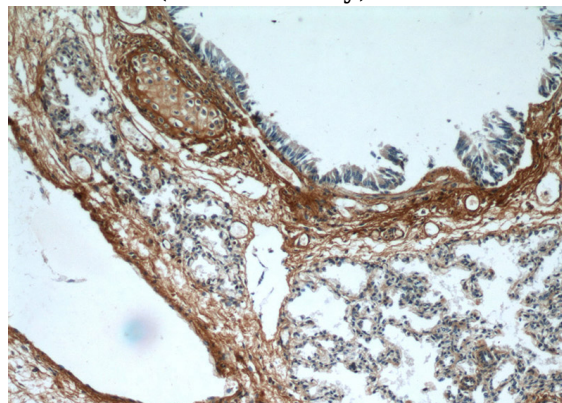
Recommended Dilution:

WB: 1:500-1:5000

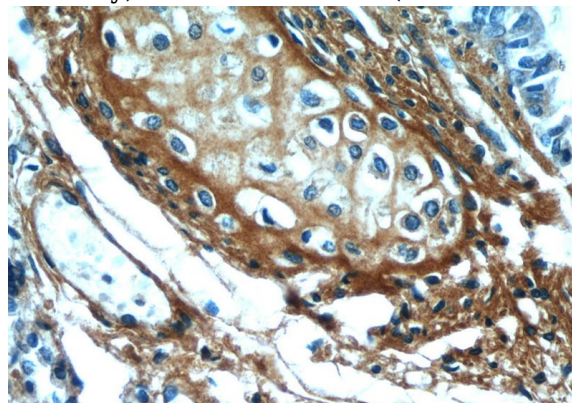
Validations



NIH/3T3 cells were subjected to SDS PAGE followed by western blot with Catalog No:113505(OGN antibody) at dilution of 1:1000



Immunohistochemical of paraffin-embedded human lung using Catalog No:113505(OGN antibody) at dilution of 1:50 (under 10x lens)

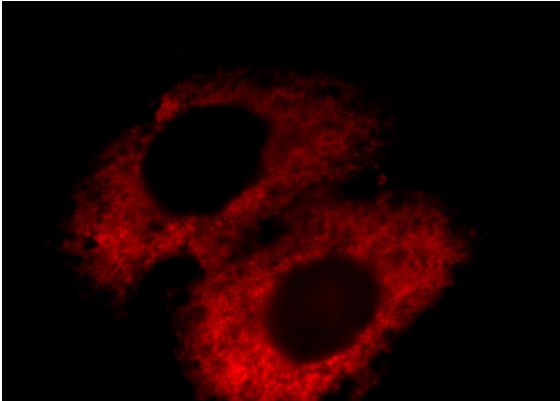


Immunohistochemical of paraffin-embedded human lung using Catalog No:113505(OGN

Osteoglycin antibody

Catalog Number: 113505

antibody) at dilution of 1:50 (under 40x lens)



Immunofluorescent analysis of HepG2 cells, using OGN antibody Catalog No:113505 at 1:25 dilution and Rhodamine-labeled goat anti-rabbit IgG (red).