

# hnRNP-E1 antibody

Catalog Number: 111505

## Product name

hnRNP-E1 antibody

IHC: 1:20-1:200


## Specificity

Human, Mouse, Rat; other species not tested.

## Validations

## Antibody description

hnRNP-E1 Rabbit Polyclonal antibody. Positive IHC detected in human small intestine tissue, human skeletal muscle tissue. Positive WB detected in HeLa cells, HepG2 cells. Observed molecular weight by Western-blot: 37 kDa



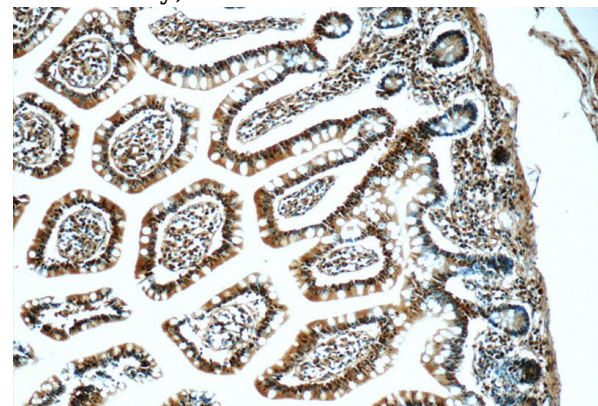
## Preparation

This antibody was obtained by immunization of hnRNP-E1 recombinant protein (Accession Number: NM\_006196). Purification method: Antigen affinity purified.

HeLa cells were subjected to SDS PAGE followed by western blot with Catalog No:111505(hnRNP-E1 antibody) at dilution of 1:500

## Formulation

PBS with 0.02% sodium azide and 50% glycerol pH 7.3.



## Storage

Store at -20°C. DO NOT ALIQUOT

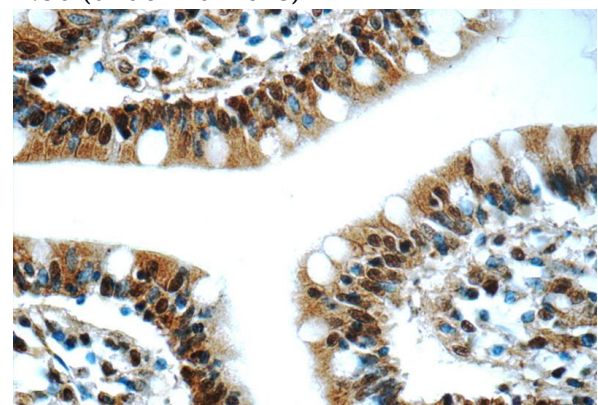
## Clonality

Polyclonal

Immunohistochemistry of paraffin-embedded human small intestine tissue slide using Catalog No:111505(hnRNP-E1 Antibody) at dilution of 1:50 (under 10x lens)

## Ig Type

Rabbit IgG



## Applications

ELISA, WB, IHC

## Dilutions

Recommended Dilution:

WB: 1:500-1:5000

Immunohistochemistry of paraffin-embedded human small intestine tissue slide using Catalog

# hnRNP-E1 antibody



Catalog Number: 111505

---

No:111505(hnRNP-E1 Antibody) at dilution of 1:50 (under 40x lens)