

Cytokeratin 20 antibody



Catalog Number: 109805

Product name

Cytokeratin 20 antibody

Specificity

Human, Mouse, Rat; other species not tested.

Antibody description

Cytokeratin 20 Rabbit Polyclonal antibody. Positive IF detected in HeLa cells. Positive IHC detected in human colon tissue, human appendix tissue, human colon cancer tissue, human ovary tumor tissue, human stomach cancer tissue, rat bladder tissue, rat colon tissue. Positive WB detected in COLO 320 cells, HeLa cells. Observed molecular weight by Western-blot: 46 kDa

Preparation

This antibody was obtained by immunization of Cytokeratin 20 recombinant protein (Accession Number: NM_019010). Purification method: Antigen affinity purified.

Formulation

PBS with 0.02% sodium azide and 50% glycerol pH 7.3.

Storage

Store at -20°C. DO NOT ALIQUOT

Clonality

Polyclonal

Ig Type

Rabbit IgG

Applications

ELISA, WB, IF, IHC

Dilutions


Recommended Dilution:

WB: 1:500-1:5000

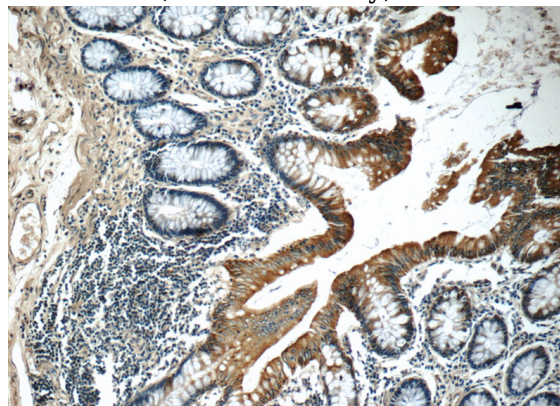
IHC: 1:20-1:200

IF: 1:20-1:200

Validations



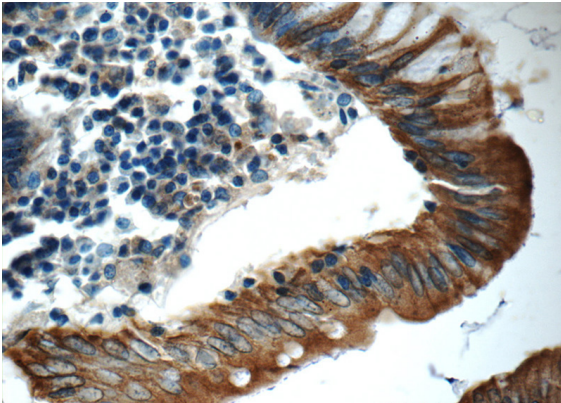
COLO 320 cells were subjected to SDS PAGE followed by western blot with Catalog No:109805(KRT20 antibody) at dilution of 1:1500



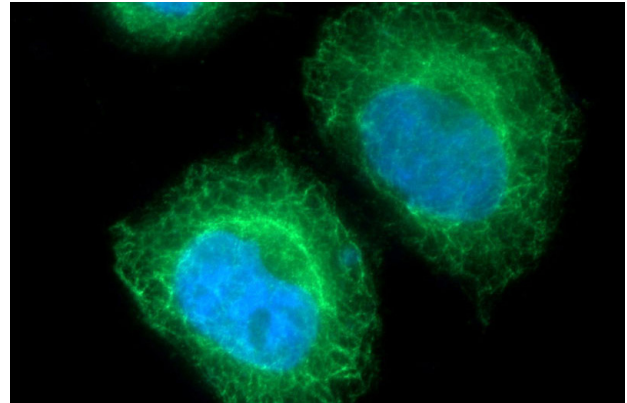
Immunohistochemistry of paraffin-embedded human colon tissue slide using Catalog No:109805(KRT20 Antibody) at dilution of 1:50 (under 10x lens)

Cytokeratin 20 antibody

Catalog Number: 109805



Immunohistochemistry of paraffin-embedded human colon tissue slide using Catalog No:109805(KRT20 Antibody) at dilution of 1:50 (under 40x lens)



Immunofluorescent analysis of HeLa cells using Catalog No:109805(KRT20 Antibody) at dilution of 1:50 and Alexa Fluor 488-conjugated AffiniPure Goat Anti-Rabbit IgG(H+L)