

# FURIN antibody

Catalog Number: 110794

## Product name

FURIN antibody

IP: 1:200-1:2000

IHC: 1:20-1:200


## Specificity

Human, Mouse, Rat; other species not tested.

## Validations

## Antibody description

FURIN Rabbit Polyclonal antibody. Positive IHC detected in human placenta tissue. Positive WB detected in HeLa cells, COLO 320 cells. Positive IP detected in HeLa cells. Observed molecular weight by Western-blot: 90 kDa



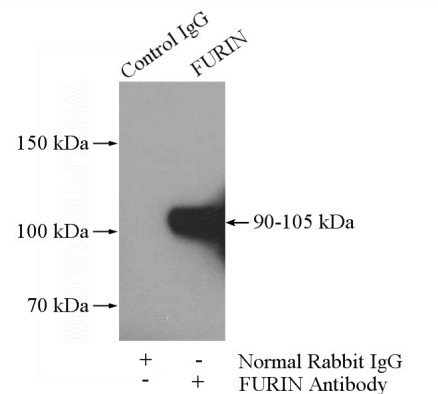
## Preparation

This antibody was obtained by immunization of FURIN recombinant protein (Accession Number: NM\_001382619). Purification method: Antigen affinity purified.

HeLa cells were subjected to SDS PAGE followed by western blot with Catalog No:110794(FURIN Antibody) at dilution of 1:600

## Formulation

PBS with 0.1% sodium azide and 50% glycerol pH 7.3.



## Storage

Store at -20°C. DO NOT ALIQUOT

## Clonality

Polyclonal

IP Result of anti-FURIN (IP:Catalog No:110794, 4ug; Detection:Catalog No:110794 1:500) with HeLa cells lysate 1400ug.

## Ig Type

Rabbit IgG

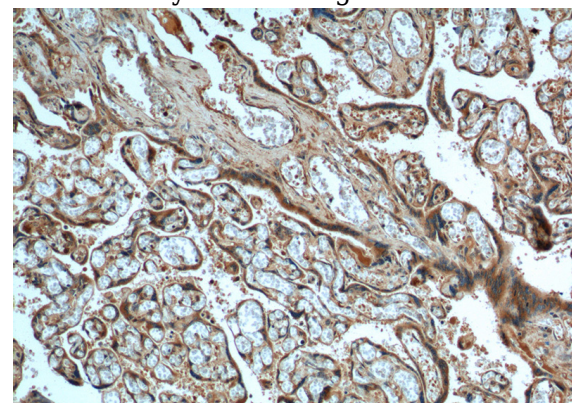
## Applications

ELISA, WB, IHC, IP

## Dilutions

Recommended Dilution:

WB: 1:200-1:2000



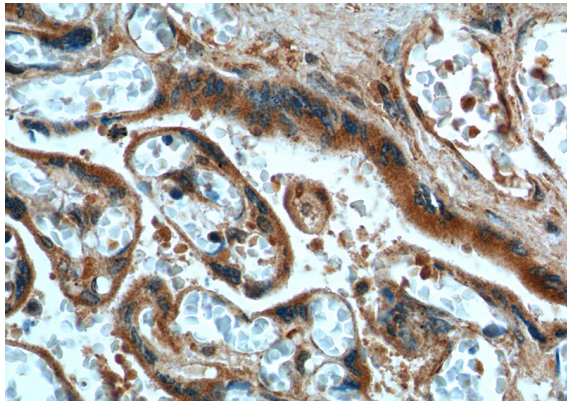
Immunohistochemistry of paraffin-embedded human placenta tissue slide using Catalog

# FURIN antibody

Catalog Number: 110794

---

No:110794(FURIN Antibody) at dilution of 1:200  
(under 10x lens).



Immunohistochemistry of paraffin-embedded  
human placenta tissue slide using Catalog  
No:110794(FURIN Antibody) at dilution of 1:200  
(under 40x lens).