

Anti-KDM5C/Jarid1C/SMCX (2E4) Mouse antibody



Catalog Number: 168394

Product name

Anti-KDM5C/Jarid1C/SMCX (2E4) Mouse antibody

Specificity

Human

Antibody description

KDM5C/Jarid1C/SMCX (2E4) Mouse monoclonal antibody

Preparation

Antigen: Purified recombinant human KDM5C / Jarid1C / SMCX protein fragments expressed in E.coli

Formulation

Purified mouse monoclonal in buffer containing 0.1M Tris-Glycine (pH 7.4 150 mM NaCl) with 0.02% sodium azide 50% glycerol

Storage

Store at 4°C short term. Store at -20°C long term. Avoid freeze / thaw cycle.

Clonality

Monoclonal

Ig Type

Mouse IgG2a

Applications

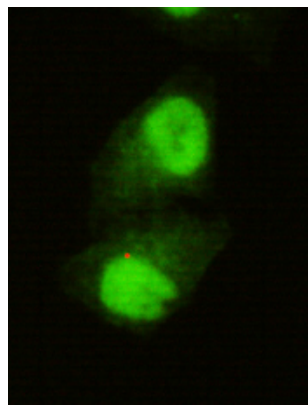
WB, ICC/IF

Dilutions

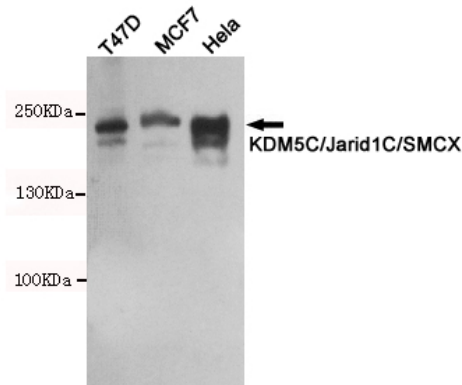
WB: 1/1000

;ICC: 1/150

Validations

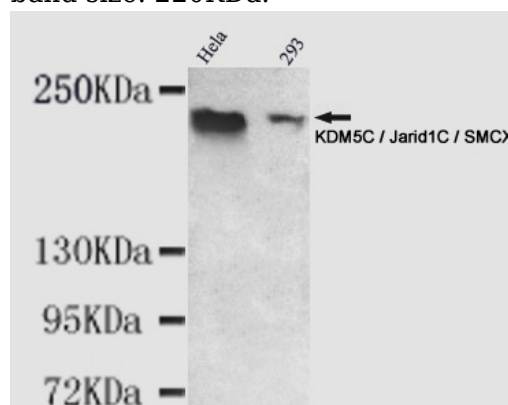


Immunocytochemistry of HeLa cells using anti-KDM5C / Jarid1C / SMCX mouse mAb diluted



1:150.

Western blot detection of KDM5C / Jarid1C / SMCX in T47D, MCF7 and HeLa cell lysates using KDM5C / Jarid1C / SMCX mouse mAb (1:500 diluted). Predicted band size: 176KDa. Observed band size: 220KDa.



Western blot detection of KDM5C / Jarid1C / SMCX in HeLa and 293 cell lysates using KDM5C / Jarid1C / SMCX mouse mAb (1:1000 diluted). Predicted band size: 176KDa. Observed band size: 220KDa.