

RIAM antibody

Catalog Number: 114694

Product name

RIAM antibody

IP: 1:200-1:2000

IHC: 1:20-1:200

Specificity

Human, Mouse; other species not tested.

Antibody description

RIAM Rabbit Polyclonal antibody. Positive IHC detected in human lymphoma tissue. Positive WB detected in Jurkat cells. Positive IP detected in Jurkat cells. Observed molecular weight by Western-blot: 100kd

Preparation

This antibody was obtained by immunization of RIAM recombinant protein (Accession Number: BC035636). Purification method: Antigen affinity purified.

Formulation

PBS with 0.02% sodium azide and 50% glycerol pH 7.3.

Storage

Store at -20°C. DO NOT ALIQUOT

Clonality

Polyclonal

Ig Type

Rabbit IgG

Applications


ELISA, WB, IHC, IP

Dilutions

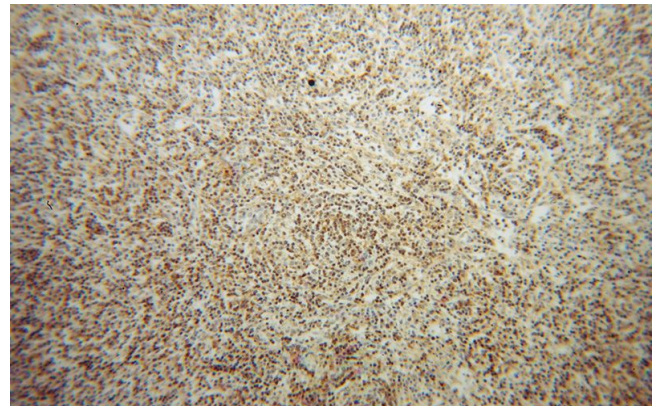
Recommended Dilution:

WB: 1:500-1:5000

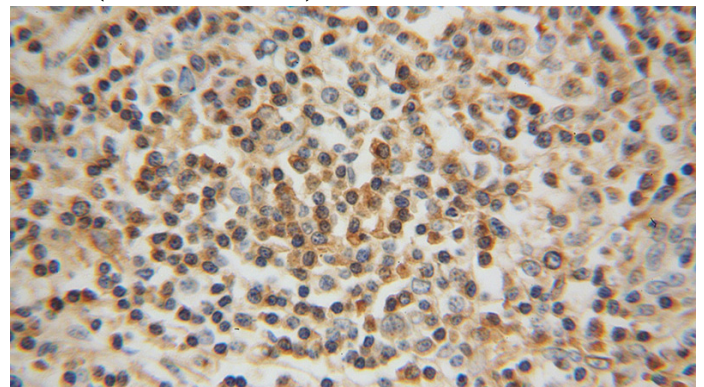
Validations



Jurkat cells were subjected to SDS PAGE followed by western blot with Catalog No:114694(RIAM,APBB1IP antibody) at dilution of 1:500



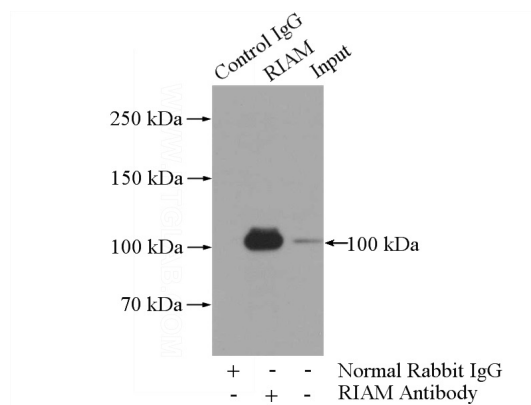
Immunohistochemical of paraffin-embedded human lymphoma using Catalog No:114694(RIAM,APBB1IP antibody) at dilution of 1:100 (under 10x lens)



RIAM antibody

Catalog Number: 114694

Immunohistochemical of paraffin-embedded human lymphoma using Catalog No:114694(RIAM,APBB1IP antibody) at dilution of 1:100 (under 40x lens)



IP Result of anti-RIAM,APBB1IP (IP:Catalog No:114694, 5ug; Detection:Catalog No:114694 1:500) with Jurkat cells lysate 2400ug.