

# DLK1 antibody

Catalog Number: 109994

## Product name

DLK1 antibody

## Specificity

Human, Mouse, Rat; other species not tested.

## Antibody description

DLK1 Rabbit Polyclonal antibody. Positive IHC detected in human breast cancer tissue. Positive WB detected in mouse placenta tissue, A549 cells, human placenta tissue, MCF7 cells, mouse brain tissue, mouse ovary tissue. Observed molecular weight by Western-blot: 45-60kd

## Preparation

This antibody was obtained by immunization of DLK1 recombinant protein (Accession Number: NM\_003836). Purification method: Antigen affinity purified.

## Formulation

PBS with 0.1% sodium azide and 50% glycerol pH 7.3.

## Storage

Store at -20°C. DO NOT ALIQUOT

## Clonality

Polyclonal

## Ig Type

Rabbit IgG

## Applications

ELISA, WB, IHC


## Dilutions

Recommended Dilution:

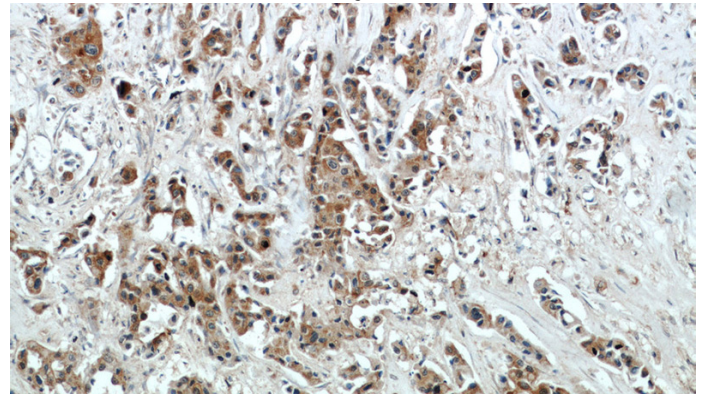
WB: 1:200-1:2000

IHC: 1:20-1:200

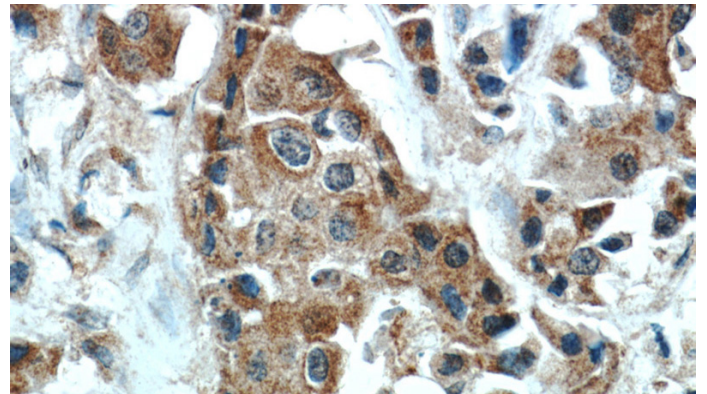
## Validations



mouse placenta tissue were subjected to SDS PAGE followed by western blot with Catalog No:109994(DLK1 antibody) at dilution of 1:1000



Immunohistochemical of paraffin-embedded human breast cancer using Catalog No:109994(DLK1 antibody) at dilution of 1:50 (under 10x lens)



Immunohistochemical of paraffin-embedded human breast cancer using Catalog No:109994(DLK1 antibody) at dilution of 1:50

# DLK1 antibody



Catalog Number: 109994

---

(under 40x lens)