

# XPO6 antibody

Catalog Number: 116994

## Product name

XPO6 antibody

IP: 1:200-1:1000

IHC: 1:10-1:100

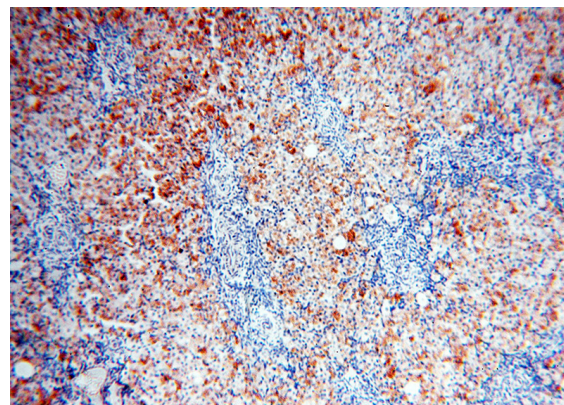
## Specificity

Human, Mouse, Rat; other species not tested.

## Validations

## Antibody description

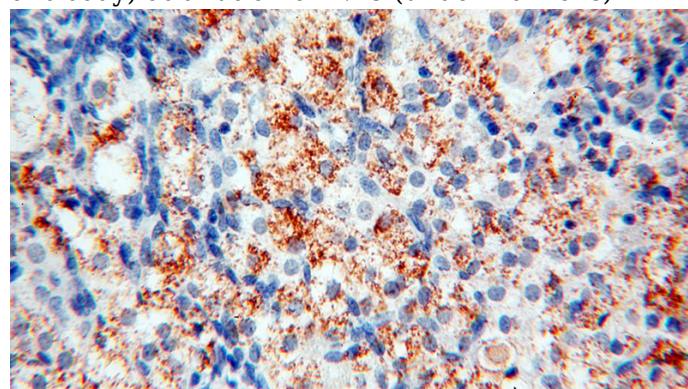
XPO6 Rabbit Polyclonal antibody. Positive IP detected in HeLa cells. Positive IHC detected in human ovary tissue, human heart tissue, human kidney tissue, human lung tissue, human placenta tissue, human skin tissue, human testis tissue. Observed molecular weight by Western-blot: 135 kDa



Immunohistochemical of paraffin-embedded human ovary using Catalog No:116994(XPO6 antibody) at dilution of 1:25 (under 10x lens)

## Preparation

This antibody was obtained by immunization of XPO6 recombinant protein (Accession Number: BC014071). Purification method: Antigen affinity purified.



Immunohistochemical of paraffin-embedded human ovary using Catalog No:116994(XPO6 antibody) at dilution of 1:25 (under 40x lens)

## Formulation

PBS with 0.1% sodium azide and 50% glycerol pH 7.3.

## Storage

Store at -20°C. DO NOT ALIQUOT

## Clonality

Polyclonal

## Ig Type

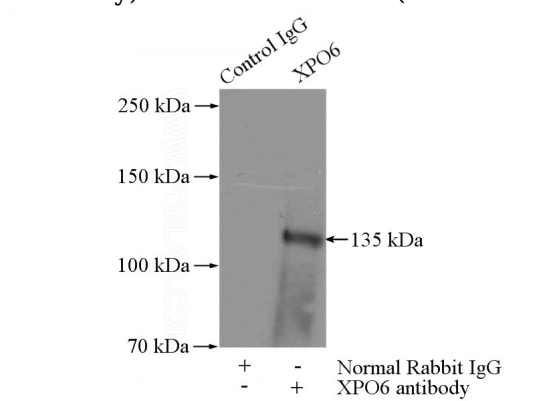
Rabbit IgG

## Applications

ELISA, IHC, IP

## Dilutions

Recommended Dilution:



IP Result of anti-XPO6 (IP:Catalog No:116994, 4ug; Detection:Catalog No:116994 1:300) with

# XPO6 antibody



Catalog Number: 116994

---

HeLa cells lysate 2000ug.