

TEX38 antibody



Catalog Number: 115994

Product name

TEX38 antibody

Immunogen

[Human C1orf223 Recombinant protein \(His tag\)](#)

Specificity

Human, Mouse; other species not tested.

Antibody description

TEX38 Rabbit Polyclonal antibody. Positive IHC detected in human testis tissue. Positive WB detected in mouse testis tissue, MDA-MB-453s cells. Observed molecular weight by Western-blot: 25-28 kDa

Preparation

This antibody was obtained by immunization of TEX38 recombinant protein (Accession Number: BC126318). Purification method: Antigen affinity purified.

Formulation

PBS with 0.1% sodium azide and 50% glycerol pH 7.3.

Storage

Store at -20°C. DO NOT ALIQUOT

Clonality

Polyclonal

Ig Type

Rabbit IgG

Applications

ELISA, WB, IHC

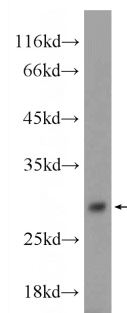
Dilutions

Recommended Dilution:

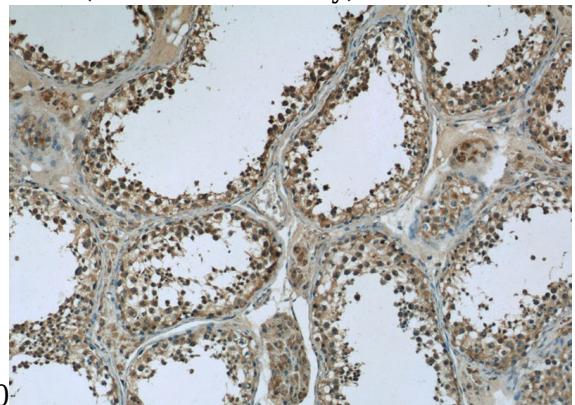
WB: 1:200-1:2000

IHC: 1:20-1:200

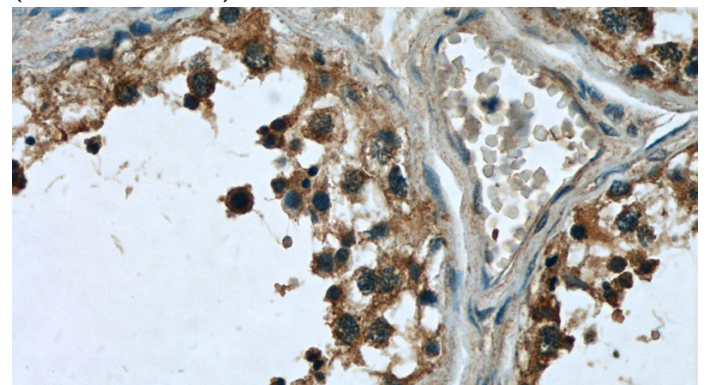
Validations



mouse testis tissue were subjected to SDS PAGE followed by western blot with Catalog No:115994(C1orf223 Antibody) at dilution of



Immunohistochemistry of paraffin-embedded human testis slide using Catalog No:115994(C1orf223 Antibody) at dilution of 1:50 (under 10x lens)



TEX38 antibody



Catalog Number: 115994

Immunohistochemistry of paraffin-embedded human testis slide using Catalog

No:115994(C1orf223 Antibody) at dilution of 1:50 (under 40x lens)