

NKCC1 antibody

Catalog Number: 113194

Product name

NKCC1 antibody

IP: 1:200-1:2000

IHC: 1:20-1:200


Specificity

Human, Mouse, Rat; other species not tested.

Antibody description

NKCC1 Rabbit Polyclonal antibody. Positive IP detected in mouse brain tissue. Positive WB detected in A549 cells, PC-3 cells. Positive IHC detected in human colon cancer tissue. Observed molecular weight by Western-blot: 170 kDa

Validations



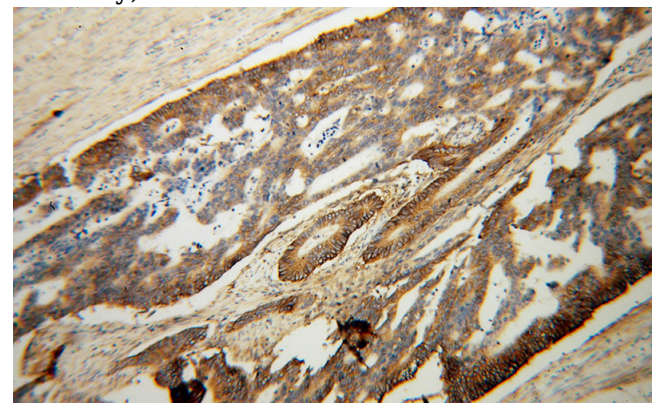
Preparation

This antibody was obtained by immunization of NKCC1 recombinant protein (Accession Number: BC033003). Purification method: Antigen affinity purified.

A549 cells were subjected to SDS PAGE followed by western blot with Catalog No:113194(SLC12A2 antibody) at dilution of 1:400

Formulation

PBS with 0.02% sodium azide and 50% glycerol pH 7.3.



Storage

Store at -20°C. DO NOT ALIQUOT

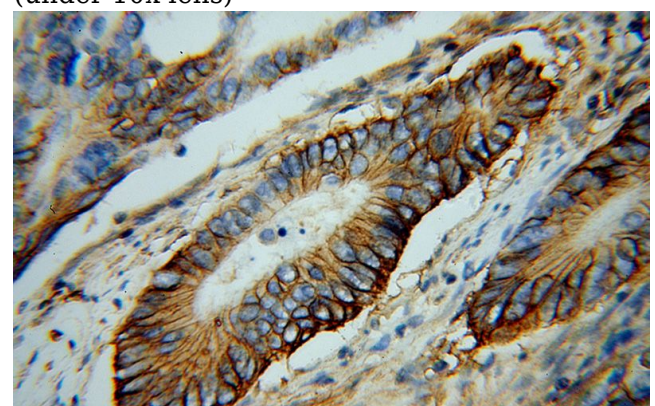
Clonality

Polyclonal

Immunohistochemical of paraffin-embedded human colon cancer using Catalog No:113194(SLC12A2 antibody) at dilution of 1:100 (under 10x lens)

Ig Type

Rabbit IgG



Applications

ELISA, WB, IHC, IP

Dilutions

Recommended Dilution:

WB: 1:500-1:5000

Immunohistochemical of paraffin-embedded

NKCC1 antibody

Catalog Number: 113194

human colon cancer using Catalog No:113194(SLC12A2 antibody) at dilution of 1:100

IP Result of anti-SLC12A2 (IP:Catalog No:113194, 4ug; Detection:Catalog No:113194 1:500) with mouse brain tissue lysate 3600ug.

