

# Dermatopontin antibody



Catalog Number: 109894

## Product name

Dermatopontin antibody

WB: 1:500-1:5000

IHC: 1:20-1:200


## Specificity

Human, Mouse, Rat; other species not tested.

## Validations

## Antibody description

Dermatopontin Rabbit Polyclonal antibody. Positive IHC detected in human pancreas cancer tissue, human heart tissue, human pancreas tissue, human testis tissue, rat testis tissue. Positive WB detected in mouse skin tissue, human skeletal muscle tissue, rat skin tissue. Observed molecular weight by Western-blot: 22 kDa



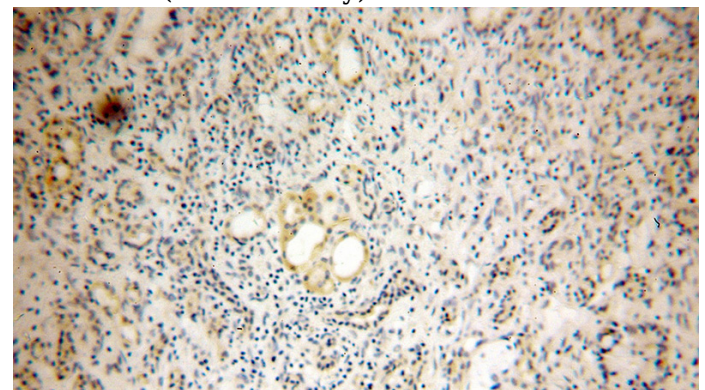
## Preparation

This antibody was obtained by immunization of Dermatopontin recombinant protein (Accession Number: NM\_001937). Purification method: Antigen affinity purified.

mouse skin tissue were subjected to SDS PAGE followed by western blot with Catalog No:109894(DPT Antibody) at dilution of 1:1000

## Formulation

PBS with 0.1% sodium azide and 50% glycerol pH 7.3.



## Storage

Store at -20°C. DO NOT ALIQUOT

Immunohistochemical of paraffin-embedded human pancreas cancer using Catalog No:109894(DPT antibody) at dilution of 1:100 (under 10x lens)

## Clonality

Polyclonal

## Ig Type

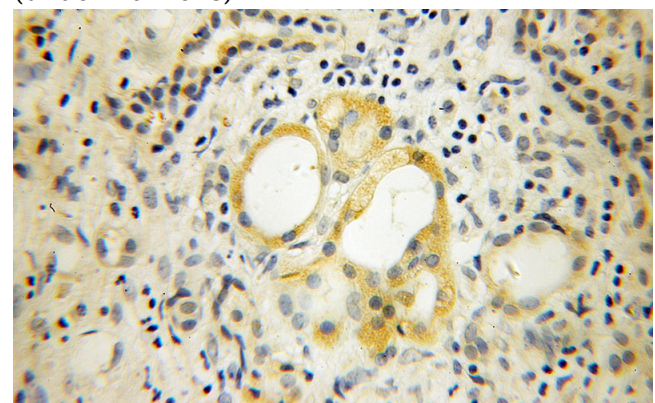
Rabbit IgG

## Applications

ELISA, IHC, WB

## Dilutions

Recommended Dilution:



Immunohistochemical of paraffin-embedded

# Dermatopontin antibody



Catalog Number: 109894

---

human pancreas cancer using Catalog

No:109894(DPT antibody) at dilution of 1:100  
(under 40x lens)