

JNK2 antibody

Catalog Number: 111894

Product name

WB: 1:500-1:5000

JNK2 antibody

IP: 1:500-1:5000

Specificity

IF: 1:10-1:100

Human, Mouse, Rat, Monkey; other species not tested.

Antibody description

JNK2 Rabbit Polyclonal antibody. Positive IF detected in HeLa cells, HUVEC cells. Positive IP detected in HeLa cells. Positive WB detected in HeLa cells, A549 cells, COS-7 cells, NIH/3T3 cells, RAW264.7 cells. Observed molecular weight by Western-blot: 44-55 kDa

Preparation

This antibody was obtained by immunization of JNK2 recombinant protein (Accession Number: NM_001364608). Purification method: Antigen affinity purified.

Formulation

PBS with 0.02% sodium azide and 50% glycerol pH 7.3.

Storage

Store at -20°C. DO NOT ALIQUOT

Clonality

Polyclonal

Ig Type

Rabbit IgG

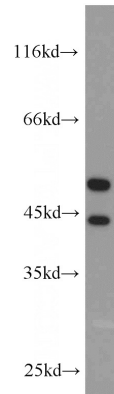
Applications

ELISA, WB, IF, IP

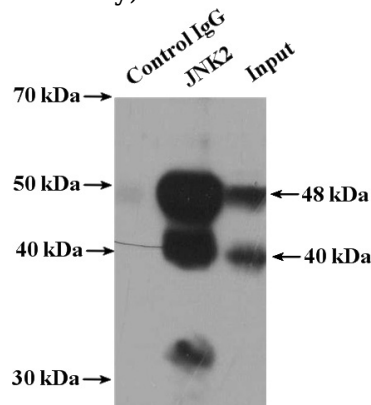
Dilutions

Recommended Dilution:

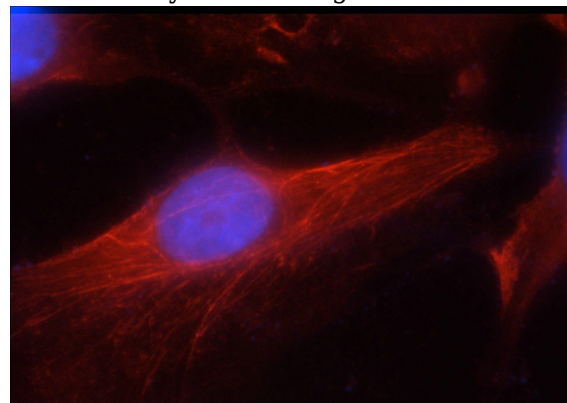
Validations



HeLa cells were subjected to SDS PAGE followed by western blot with Catalog No:111894(JNK2 antibody) at dilution of 1:1000



IP Result of anti-JNK2 (IP:Catalog No:111894, 4ug; Detection:Catalog No:111894 1:1000) with HeLa cells lysate 4000ug.



JNK2 antibody



Catalog Number: 111894

Immunofluorescent analysis of HeLa cells using

Catalog No:111894(JNK2 Antibody) at dilution of
1:25 and Rhodamine-Goat anti-Rabbit IgG