

PPP1R9B antibody



Catalog Number: 114094

Product name

PPP1R9B antibody

IP: 1:200-1:1000

IHC: 1:20-1:200

Specificity

Human, Mouse, Rat; other species not tested.

Antibody description

PPP1R9B Rabbit Polyclonal antibody. Positive IHC detected in human brain tissue. Positive IP detected in mouse brain tissue. Positive WB detected in mouse brain tissue, mouse spleen tissue, rat brain tissue. Observed molecular weight by Western-blot: 120kd

Preparation

This antibody was obtained by immunization of Peptide (Accession Number: NM_032595). Purification method: Antigen affinity purified.

Formulation

0.1M NaHCO₃, 0.1M glycine, 0.02% sodium azide and 50% glycerol pH 7.3.

Storage

Store at -20°C. DO NOT ALIQUOT

Clonality

Polyclonal

Ig Type

Rabbit IgG

Applications


ELISA, WB, IHC, IP

Dilutions

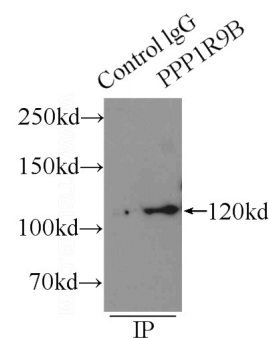
Recommended Dilution:

WB: 1:200-1:2000

Validations

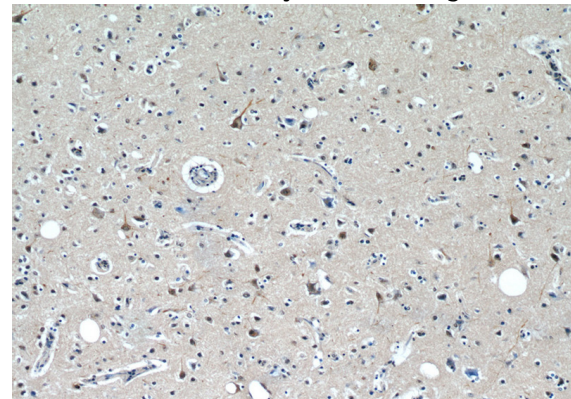


mouse brain tissue were subjected to SDS PAGE followed by western blot with Catalog No:114094(PPP1R9B antibody) at dilution of



1:500

IP Result of anti-PPP1R9B (IP:Catalog No:114094, 4ug; Detection:Catalog No:114094 1:300) with mouse brain tissue lysate 6000ug.

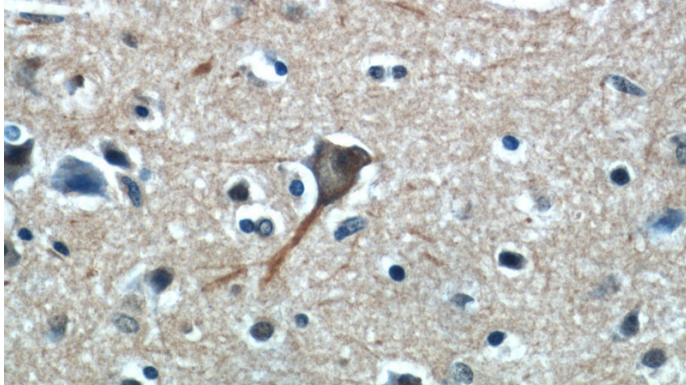


Immunohistochemical of paraffin-embedded

PPP1R9B antibody

Catalog Number: 114094

human brain using Catalog No:114094(PPP1R9B antibody) at dilution of 1:50 (under 10x lens)



Immunohistochemical of paraffin-embedded human brain using Catalog No:114094(PPP1R9B antibody) at dilution of 1:50 (under 40x lens)