

PGK1 antibody

Catalog Number: 113784

Product name

PGK1 antibody

Specificity

Human, Mouse; other species not tested.

Antibody description

PGK1 Rabbit Polyclonal antibody. Positive IHC detected in human hepat°Cirrhosis tissue. Positive WB detected in HeLa cells, A431 cells, HEK-293 cells, HepG2 cells, human stomach tissue, mouse brain tissue, PC-3 cells. Observed molecular weight by Western-blot: 40-45 kDa

Preparation

This antibody was obtained by immunization of PGK1 recombinant protein (Accession Number: NM_000291). Purification method: Antigen affinity purified.

Formulation

PBS with 0.02% sodium azide and 50% glycerol pH 7.3.

Storage

Store at -20°C. DO NOT ALIQUOT

Clonality

Polyclonal

Ig Type

Rabbit IgG

Applications

ELISA, WB, IHC


Dilutions

Recommended Dilution:

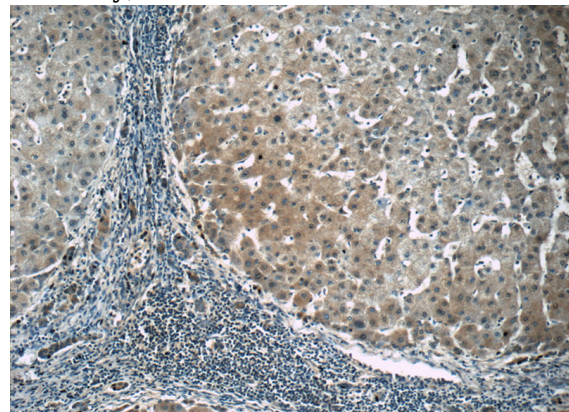
WB: 1:500-1:5000

IHC: 1:20-1:200

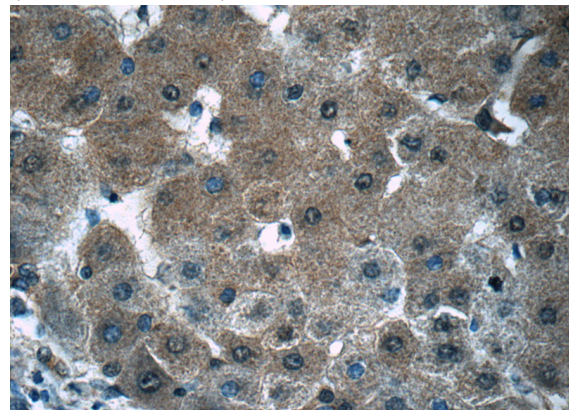
Validations



HeLa cells were subjected to SDS PAGE followed by western blot with Catalog No:113784(PGK1 antibody) at dilution of 1:1200



Immunohistochemistry of paraffin-embedded human hepatocirrhosis tissue slide using Catalog No:113784(PGK1 Antibody) at dilution of 1:50 (under 10x lens)



Immunohistochemistry of paraffin-embedded human hepatocirrhosis tissue slide using Catalog No:113784(PGK1 Antibody) at dilution of 1:50 (under 10x lens)

PGK1 antibody



Catalog Number: 113784

No:113784(PGK1 Antibody) at dilution of 1:50 (under 40x lens)