

HDDC2 antibody

Catalog Number: 111384

Product name

HDDC2 antibody

WB: 1:1000-1:10000

IHC: 1:20-1:200

Specificity

Human, Mouse, Rat; other species not tested.

Antibody description

HDDC2 Rabbit Polyclonal antibody. Positive IHC detected in human brain tissue. Positive WB detected in PC-3 cells, HeLa cells, human testis tissue, K-562 cells, MCF7 cells, mouse brain tissue. Observed molecular weight by Western-blot: 23 kDa

Preparation

This antibody was obtained by immunization of HDDC2 recombinant protein (Accession Number: BC003357). Purification method: Antigen affinity purified.

Formulation

PBS with 0.02% sodium azide and 50% glycerol pH 7.3.

Storage

Store at -20°C. DO NOT ALIQUOT

Clonality

Polyclonal

Ig Type

Rabbit IgG


Applications

ELISA, WB, IHC

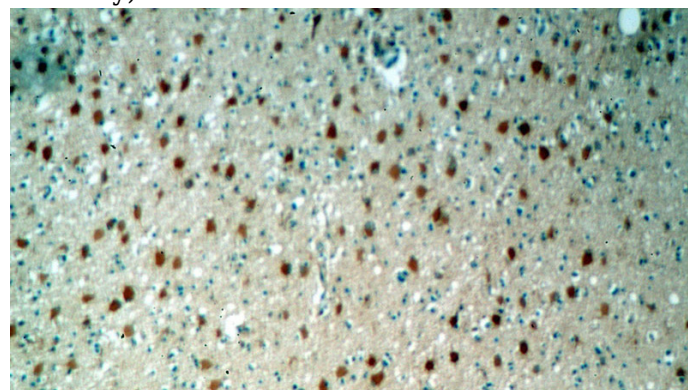
Dilutions

Recommended Dilution:

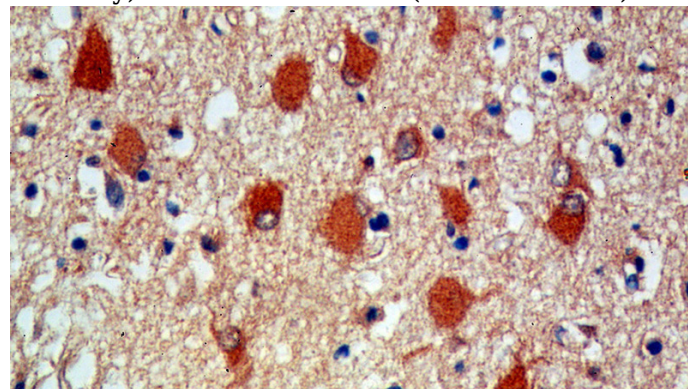
Validations



PC-3 cells were subjected to SDS PAGE followed by western blot with Catalog No:111384(HDDC2 antibody) at dilution of 1:1500



Immunohistochemical of paraffin-embedded human brain using Catalog No:111384(HDDC2 antibody) at dilution of 1:100 (under 10x lens)



Immunohistochemical of paraffin-embedded human brain using Catalog No:111384(HDDC2 antibody) at dilution of 1:100 (under 40x lens)