

USP45 antibody

Catalog Number: 116684

Product name

USP45 antibody

Specificity

Human, Mouse, Rat; other species not tested.

Antibody description

USP45 Rabbit Polyclonal antibody. Positive WB detected in SGC-7901 cells. Positive IHC detected in human stomach cancer tissue. Observed molecular weight by Western-blot: 45 kDa

Preparation

This antibody was obtained by immunization of USP45 recombinant protein (Accession Number: NM_032929). Purification method: Antigen affinity purified.

Formulation

PBS with 0.02% sodium azide and 50% glycerol pH 7.3.

Storage

Store at -20°C. DO NOT ALIQUOT

Clonality

Polyclonal

Ig Type

Rabbit IgG

Applications

ELISA, WB, IHC

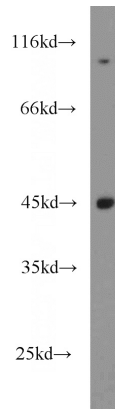
Dilutions

Recommended Dilution:

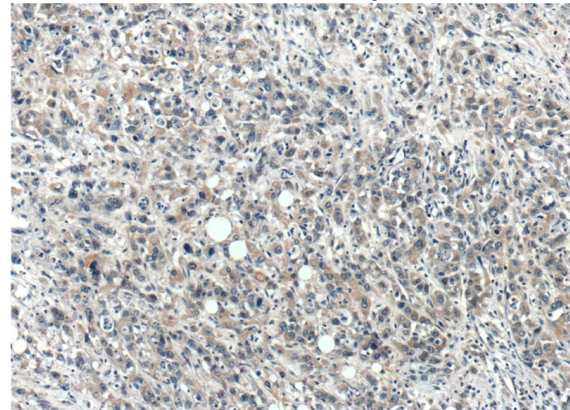
WB: 1:500-1:5000

IHC: 1:50-1:500

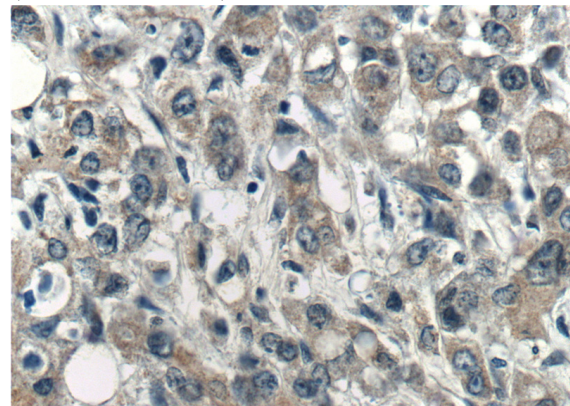
Validations



SGC-7901 cells were subjected to SDS PAGE followed by western blot with Catalog No:116684(USP45 antibody) at dilution of 1:1500



Immunohistochemistry of paraffin-embedded human stomach cancer tissue slide using Catalog No:116684(USP45 Antibody) at dilution of 1:200 (under 10x lens).



Immunohistochemistry of paraffin-embedded human stomach cancer tissue slide using Catalog No:116684(USP45 Antibody) at dilution of 1:200 (under 40x lens).