

Anti-NF-κB p65 Rabbit antibody



Catalog Number: 166684

Product name

Anti-NF-κB p65 Rabbit antibody

Specificity

Human, Mouse

Antibody description

NF-κB p65 Rabbit polyclonal antibody

Preparation

Antigen: A synthesized peptide derived from human NF-κB p65

Formulation

Rabbit IgG in phosphate buffered saline , pH 7.4, 150mM NaCl, 0.02% sodium azide and 50% glycerol.

Storage

Store at 4°C short term. Store at -20°C long term. Avoid freeze / thaw cycle.

Clonality

Polyclonal

Ig Type

Rabbit IgG

Applications

WB, IHC-P, ICC/IF, IP, FC

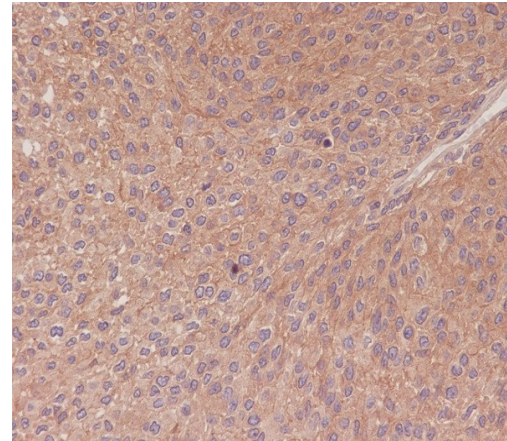
Dilutions

WB: 1/5000-1/10000

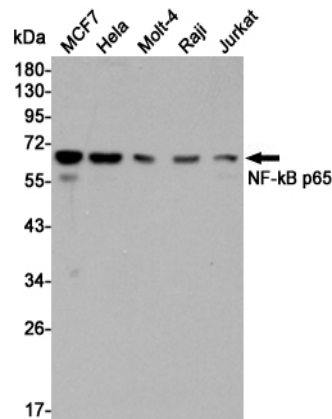
IHC: 1/50-1/100

ICC/IF: 1/50-1/100

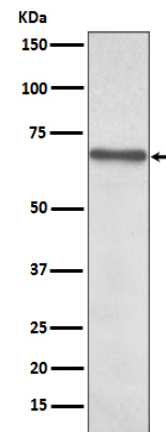
Validations



Immunohistochemical analysis of paraffin-embedded human transitional cell carcinoma of bladder, using NF-κB p65 Antibody.



Western blot analysis of NF-κB p65 expression in MCF7, HeLa, Molt-4, Raji and Jurkat cell lysates using NF-κB p65 antibody at 1/5000 dilution. Predicted band size: 65KDa. Observed



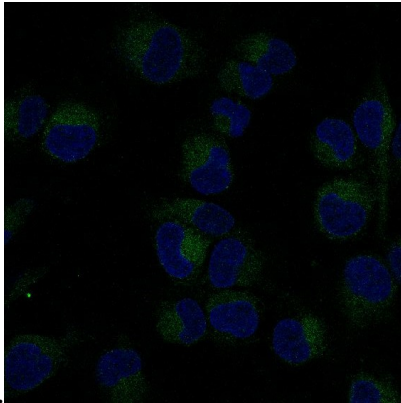
band size: 65KDa.

Western blot analysis of NF-κB p65 expression in

Anti-NF- κ B p65 Rabbit antibody



Catalog Number: 166684



Immunofluorescent analysis of HT-1080 cells,
using NF- κ B p65 Antibody .

HeLa cell lysate.