

CHRNA1 antibody



Catalog Number: 109284

Product name

CHRNA1 antibody

IP: 1:200-1:1000

IHC: 1:20-1:200

Specificity

Human,Mouse,Rat; other species not tested.

Antibody description

CHRNA1 Rabbit Polyclonal antibody. Positive IHC detected in human colon cancer tissue. Positive WB detected in human liver tissue, mouse liver tissue. Positive IP detected in mouse liver tissue. Observed molecular weight by Western-blot: 50-57 kDa

Preparation

This antibody was obtained by immunization of CHRNA1 recombinant protein (Accession Number: NM_000747). Purification method: Antigen affinity purified.

Formulation

PBS with 0.1% sodium azide and 50% glycerol pH 7.3.

Storage

Store at -20°C. DO NOT ALIQUOT

Clonality

Polyclonal

Ig Type

Rabbit IgG

Applications

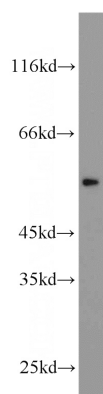
ELISA, WB, IHC, IP

Dilutions

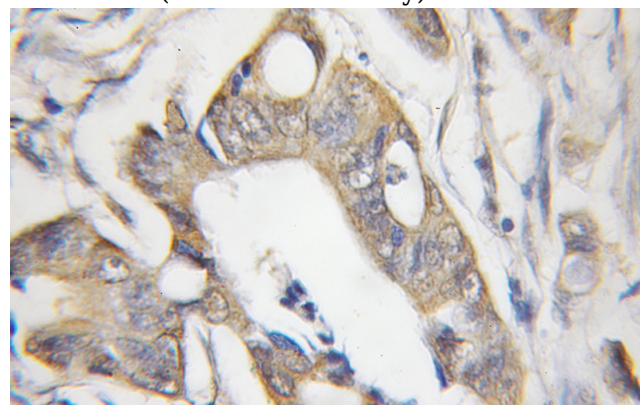
Recommended Dilution:

WB: 1:200-1:2000

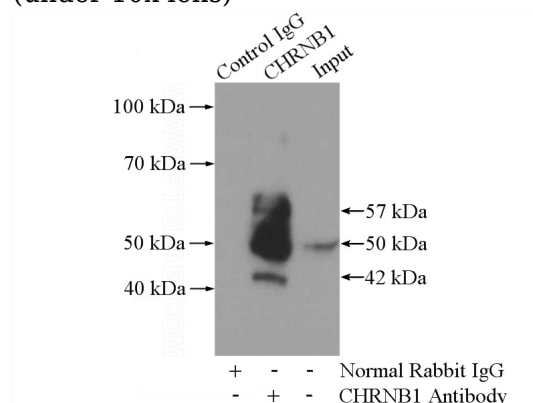
Validations



human liver tissue were subjected to SDS PAGE followed by western blot with Catalog No:109284(CHRNA1 antibody) at dilution of 1:300



Immunohistochemical of paraffin-embedded human colon cancer using Catalog No:109284(CHRNA1 antibody) at dilution of 1:50 (under 10x lens)



IP Result of anti-CHRNA1 (IP:Catalog No:109284,

CHRNA1 antibody



Catalog Number: 109284

4ug; Detection:Catalog No:109284 1:300) with mouse liver tissue lysate 4000ug.