

Anti-CRTC3 Mouse antibody



Catalog Number: 168284

Product name

Anti-CRTC3 Mouse antibody

Specificity

Human

Antibody description

CRTC3 Mouse monoclonal antibody

Preparation

Antigen: Purified recombinant human MECT1 / Torc1 protein fragments expressed in E.coli.

Formulation

Purified mouse monoclonal in buffer containing 0.1M Tris-Glycine (pH 7.4 150 mM NaCl) with 0.02% sodium azide 50% glycerol

Storage

Store at 4°C short term. Store at -20°C long term. Avoid freeze / thaw cycle.

Clonality

Monoclonal

Ig Type

Mouse IgG2b

Applications

WB, FC, ICC/IF, IP

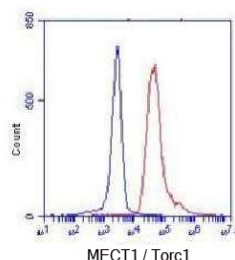
Dilutions

WB: 1/1000

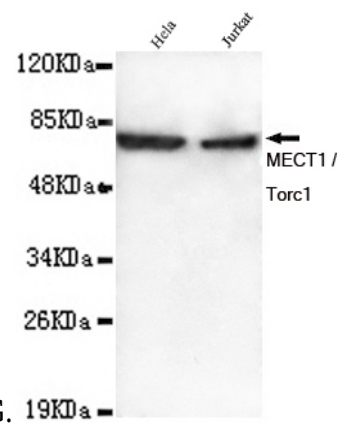
;ICC: 1/300

;FC: 1/100

Validations

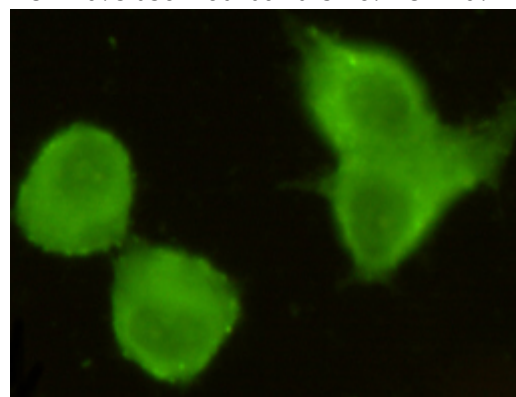


Flow Cytometry analysis of K562 cells stained with TORC1(N-terminus) (red, 1/100 dilution), followed by FITC-conjugated goat anti-mouse IgG. Blue line histogram represents the isotype control,



normal mouse IgG. 19KDa

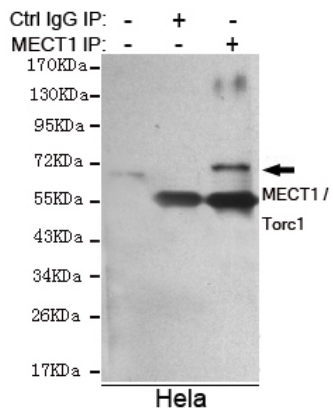
Western blot detection of MECT1 / Torc1 in HeLa and Jurkat lysates using MECT1 / Torc1 mouse mAb (1:1000 diluted). Predicted band size: 78KDa. Observed band size: 78KDa.



Immunocytochemistry stain of HeLa using MECT1 / Torc1 mouse mAb (1:300).

Anti-CRTC3 Mouse antibody

Catalog Number: 168284



Immunoprecipitation analysis of HeLa cell lysate using MECT1 / Torc1 mouse mAb.