

# Vixarelimab reference antibody



Catalog Number: 176984

## Product name

Vixarelimab reference antibody

## Specificity

Human OSMR

## Antibody description

Anti-OSMR Antibody (Vixarelimab)

## Preparation

Recombinant expression and purified from CHO cells.

## Formulation

0.1 M Pro-Ac, 20 mM Arg, pH 5.0

## Storage

-80°C for 2 years under sterile conditions; -20°C for 1 year under sterile conditions; Avoid repeated freeze-thaw cycles.

## Clonality

Monoclonal

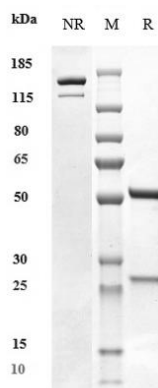
## Ig Type

IgG4SP

## Applications

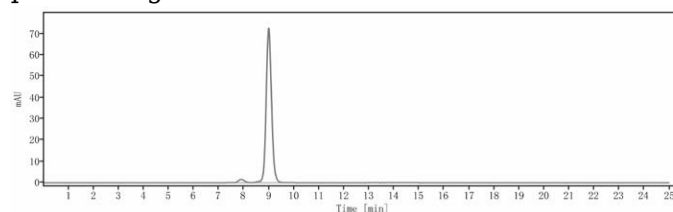
ELISA

## Validations



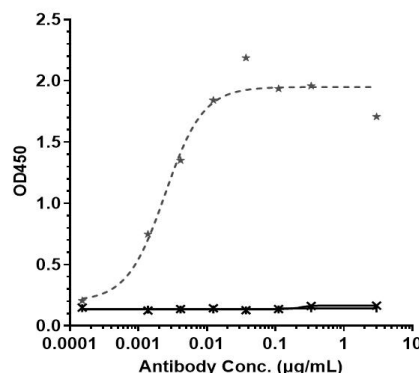
## SDS-PAGE

Anti-OSMR Antibody (vixarelimab) on SDS-PAGE under reducing (R) condition. The purity of the protein is greater than 95%.



## SEC-HPLC

The purity of Anti-OSMR Antibody (vixarelimab) is 96.9%, determined by SEC-HPLC.



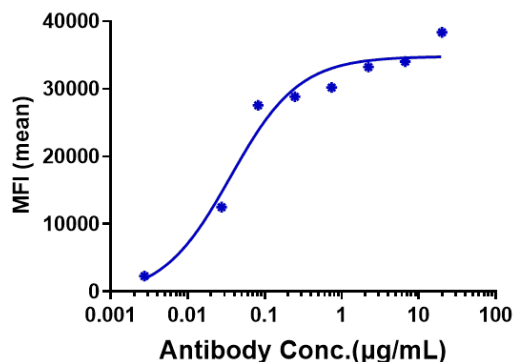
Bioactivity: ELISA

Immobilized human OSMR His at 2 µg/mL can bind Anti-OSMR Antibody (vixarelimab), EC50=0.0024 µg/mL.

# Vixarelimab reference antibody

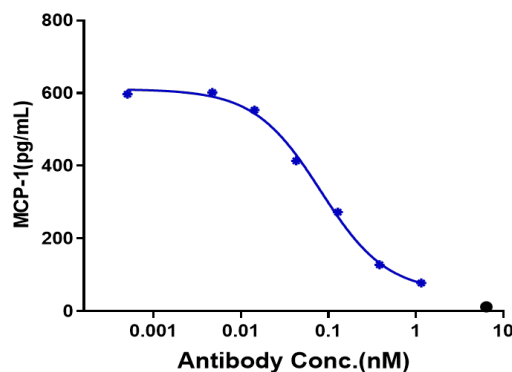


Catalog Number: 176984



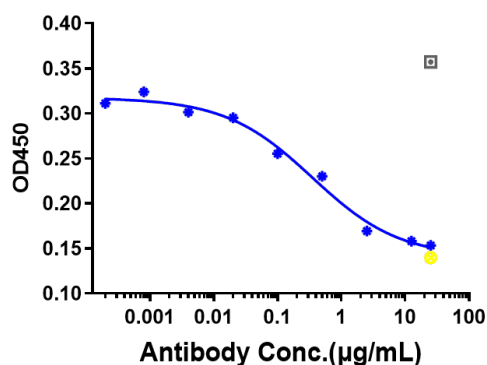
Function: Phosphorylation

Anti-OSMR Antibody (vixarelimab) P-STAT3 Assay was evaluated using NHDF. The IC50 was approximately 0.3493 nM.



Bioactivity: FACS

Human OSMR HEK293 cells were stained with Anti-OSMR Antibody (vixarelimab) and negative control protein respectively, washed and then followed by PE and analyzed with FACS, EC50=0.0359 ug/mL.



Function: MCP-1 Secretion

Anti-OSMR Antibody (vixarelimab). MCP-1 secretion was evaluated using NHDF. The IC50 was approximately 0.0812 nM.