

GJB3 antibody

Catalog Number: 110984

Product name

GJB3 antibody

Specificity

Human, Mouse, Rat; other species not tested.

Antibody description

GJB3 Rabbit Polyclonal antibody. Positive IHC detected in human cervix tissue, human ovary tumor tissue, human skin cancer tissue. Positive WB detected in mouse ovary tissue, HeLa cells, human brain tissue, human heart tissue. Observed molecular weight by Western-blot: 31 kDa

Preparation

This antibody was obtained by immunization of GJB3 recombinant protein (Accession Number: NM_024009). Purification method: Antigen affinity purified.

Formulation

PBS with 0.1% sodium azide and 50% glycerol pH 7.3.

Storage

Store at -20°C. DO NOT ALIQUOT

Clonality

Polyclonal

Ig Type

Rabbit IgG

Applications

ELISA, WB, IHC


Dilutions

Recommended Dilution:

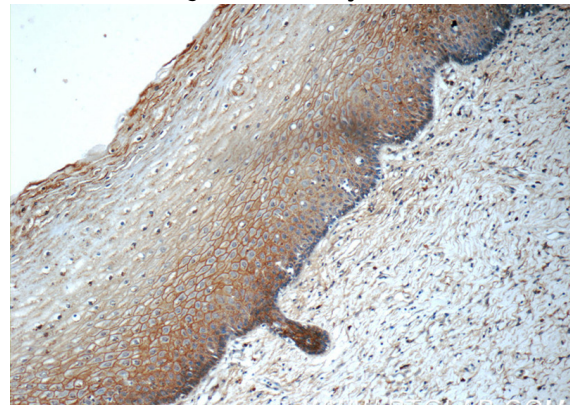
WB: 1:200-1:2000

IHC: 1:20-1:200

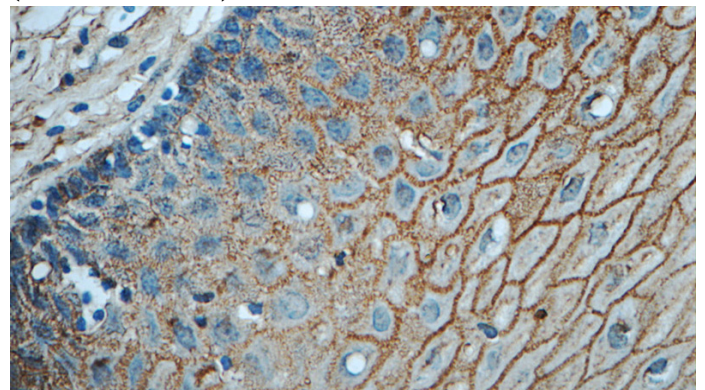
Validations



mouse ovary tissue were subjected to SDS PAGE followed by western blot with Catalog No:110984(GJB3 antibody) at dilution of 1:1000



Immunohistochemistry of paraffin-embedded human cervix tissue slide using Catalog No:110984(GJB3 Antibody) at dilution of 1:50 (under 10x lens)



Immunohistochemistry of paraffin-embedded human cervix tissue slide using Catalog No:110984(GJB3 Antibody) at dilution of 1:50

GJB3 antibody



Catalog Number: 110984

(under 40x lens)